Fair Oaks Water District

2027 ANNUAL BUDGET

Just As Every Water Drop Is Valuable
So Is Every Ratepayer Dollar



110
FAIR OAKS
WATER DISTRICT
1917-2027
CELEBRATING
110 YEARS OF SERVICE

FAIR OAKS WATER DISTRICT

2027 Annual Budget

Adopted November 16, 2026

PRINCIPAL DISTRICT OFFICIALS

BOARD OF DIRECTORS – ELECTED OFFICIALS

Randy Marx, President
Mark Dolby, Vice President
George Babcock, Director
Chris Petersen, Director
Misha Sarkovich, Director

MANAGEMENT

Tom R. Gray, General Manager
Shawn Huckaby, Operations Manager
Chi Ha-Ly, Finance Manager

10326 Fair Oaks Blvd.
Fair Oaks, CA 95628
Phone: (916) 967-5723
Fax: (916) 844-3539
www.fowd.com

FAIR OAKS WATER DISTRICT

Table of Contents

2027 Annual Budget

INTRODUCTION……1

BUDGET OVERVIEW AND HIGHLIGHTS…… 3
- District Water Rates…… 4
- Revenues…… 4
- Expenses…… 5
- Reserves and Designations……6

BUDGET PRINCIPLES AND PROCESS OVERVIEW……..7
- Budget Control……..7
- Basis of Budgeting……..8

ORGANIZATION SUMMARY
- Organizational Chart……10
- District Principles, Goals and Objectives…… 11
  - *District Principles*……..11
  - *District Goals and Objectives*……12
- District Financial Policies……13
  - *Budget Preparation*……13
  - *Fixed Asset Accounting Control*…… 13
  - *District Reserve Funds and Designations*……..13
  - *Investments of District Funds*…… 14
  - *Authorization of Expenses*……..……...15

FINANCIAL SUMMARIES
- District Revenues……..……... 16
  - *Water Sales*…….. 16
  - *Other Revenues*…….. 17
- District Expenses…… 17
  - *Water Supply*……..18
  - *Capital Program Expenses Overview*……..……19
  - *Operating Outlay*……... 21
- Reserves and Designations…….. 23

FINANCIAL DETAILS
Financial Plan Summary of Revenues and Expenses…….. 24
Revenue Summary……..……..25
Expense Summary…….…….. 26
Debt Service……32
Capital Program Expenses
Information Technology Equipment and Software…… 33
Vehicles & Maintenance Equipment……..34
Facilities & Office Equipment……..…… 35
Meter Maintenance Program…….....36
Capital Improvement Program (CIP)……37
Fair Oaks 40-Inch Pipeline (Paid to SJWD)……39
County Overlay Projects (Non-Operating Expenses)……40
Reserves and Designations…….. 41

RATES, FEES & CHARGES
Metered Service Charges and Commodity Rates……..…….. 43
Schedule of Fees and Charges……. 44
Schedule of Service Rates for Dedicated Fire Service Connections…..…….…. 46

APPENDIX A – GLOSSARY OF TERMS……...…….. 47

INTRODUCTION

The Fair Oaks Water District was originally formed as Fair Oaks Irrigation District in 1917. By 1979 residential development in the community had replaced all significant agricultural land; therefore, the Board of Directors passed a resolution declaring "irrigation district" no longer described the District's actual functions and changed the name to Fair Oaks Water District (District). Even with the name change the District is legally structured as an irrigation district operating under the California Code, Division 11.

The District is a retail water agency supplying water to a population of approximately 50,000 people on 6,160 acres in Fair Oaks and a small portion of Orangevale. The District has reliable access to both surface water and groundwater, and delivers it through approximately 14,000 residential and commercial service connections.

District Service Area

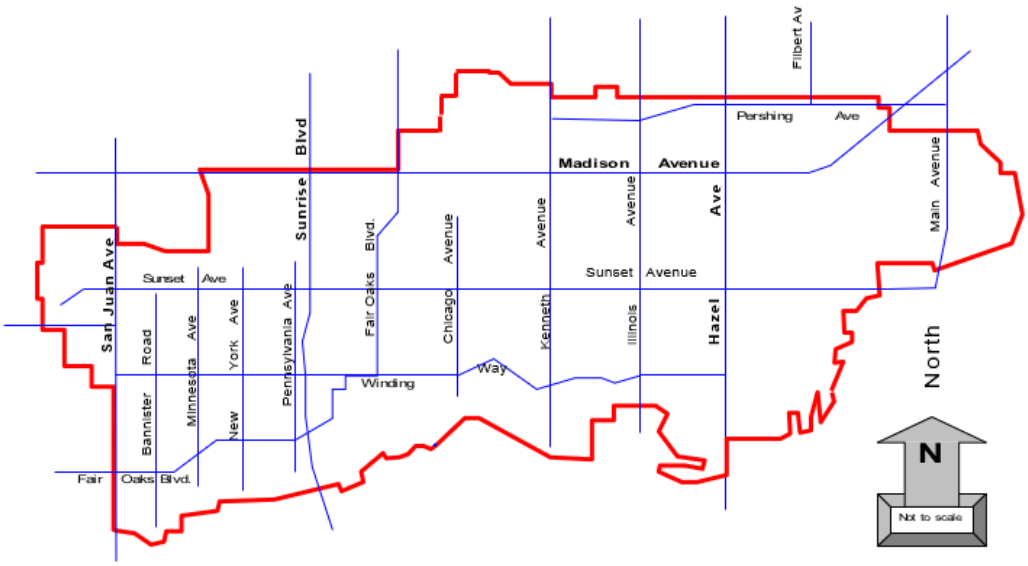



"The mission of Fair Oaks Water District is to provide our community with an adequate and reliable supply of water, exceeding all drinking water standards, at the lowest reasonable cost."

Governance

The District is governed by five board members. The board members are publicly elected to four-year staggered terms representing geographic divisions. The Board delegates day-to-day operations authority to an appointed General Manager.

DIRECTORS	YEARS OF SERVICE	DIVISION
Chris Petersen, Director	5 Years	Division 1
George Babcock, Director	2 Years	Division 2
Mark Dolby, Vice President	4 Years	Division 3
Randy Marx, President	22 Years	Division 4
Misha Sarkovich, Director	22 Years	Division 5

Meeting Dates

The Board meets the third Monday of each month at 6:30 p.m. in the Board Room, located at 10326 Fair Oaks Blvd., Fair Oaks, CA 95628. For more information, please visit www.fowd.com for meeting times and agendas.

Board of Directors Division Map:

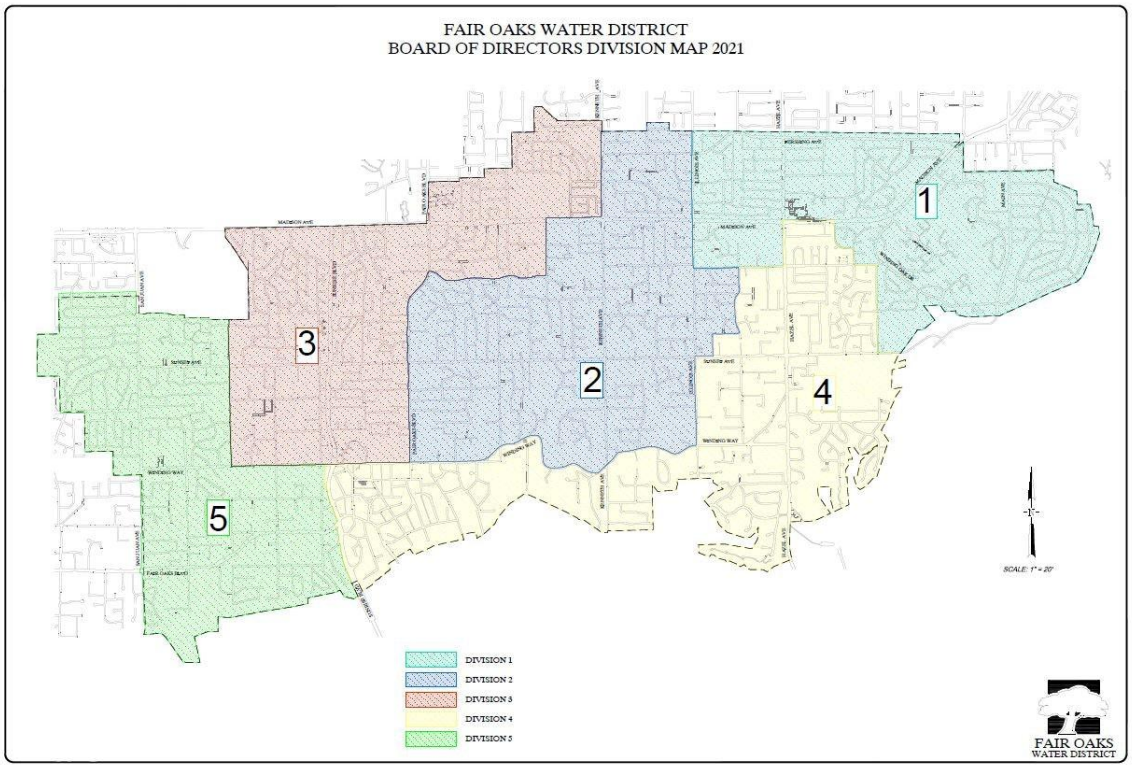

BUDGET OVERVIEW AND HIGHLIGHTS

The Board provided staff with general guidelines on developing the 2027 Budget at the July 20, 2026 Regular Board Meeting. The 2027 Budget was prepared by staff and presented at a public workshop held on September 21, 2026. The 2027 Budget was presented to the full Board for approval and adoption at the Regular Board Meeting on November 16, 2026. The 2027 Budget was adopted with no rate adjustments from the 2026 rates.

The primary purpose of the budget is to provide the Board of Directors and the District's customers with an accurate picture of total available resources and planned spending for 2027. The budget includes setting program priorities and cash flow projections. The District maintains its financial records in accordance with the generally accepted accounting principles (GAAP) for annual reporting purposes set by the Government Accounting Standard Board (GASB).

District Water Rates

The following are water rate schedules and structures.

Fair Oaks Water District
Water Rates

Bi-Monthly Fixed Service Charges		
Meter Size (Inch)	**2026**	**2027**
1	$ 90.98	$ 90.98
1.5	166.74	166.74
2	257.54	257.54
3	499.72	499.72
4	772.31	772.31
6	1,528.68	1,528.68
8	2,438.47	2,438.47
10	3,799.76	3,799.76

	2026	**2027**
Commodity Rate per CCF*	**$ 0.64**	**$ 0.64**

*One CCF stands for 100 cubic feet. 100 cubic feet is equal to 748 gallons. The commodity rate is invoiced based upon CCFs used.

Fair Oaks Water District **2027 Water Rate Structure**				
	2026 Estimated		**2027 Budget**	
Description	**Water Sales**	**%**	**Water Sales**	**%**
Fixed Service Charge	$ 8,748,600	78%	$ 8,751,300	78%
Commodity Charge	2,432,000	22%	2,405,800	22%
Total	**$ 11,180,600**		**$ 11,157,100**	

Revenues

The District projects total revenues of $12,013,300 in 2027.

2027 Projected Revenues by Major Category	
Water Sales	$ 11,157,100
Grants	414,000
Interest Revenues	122,200
Other Revenues	320,000
Total	**$ 12,013,300**

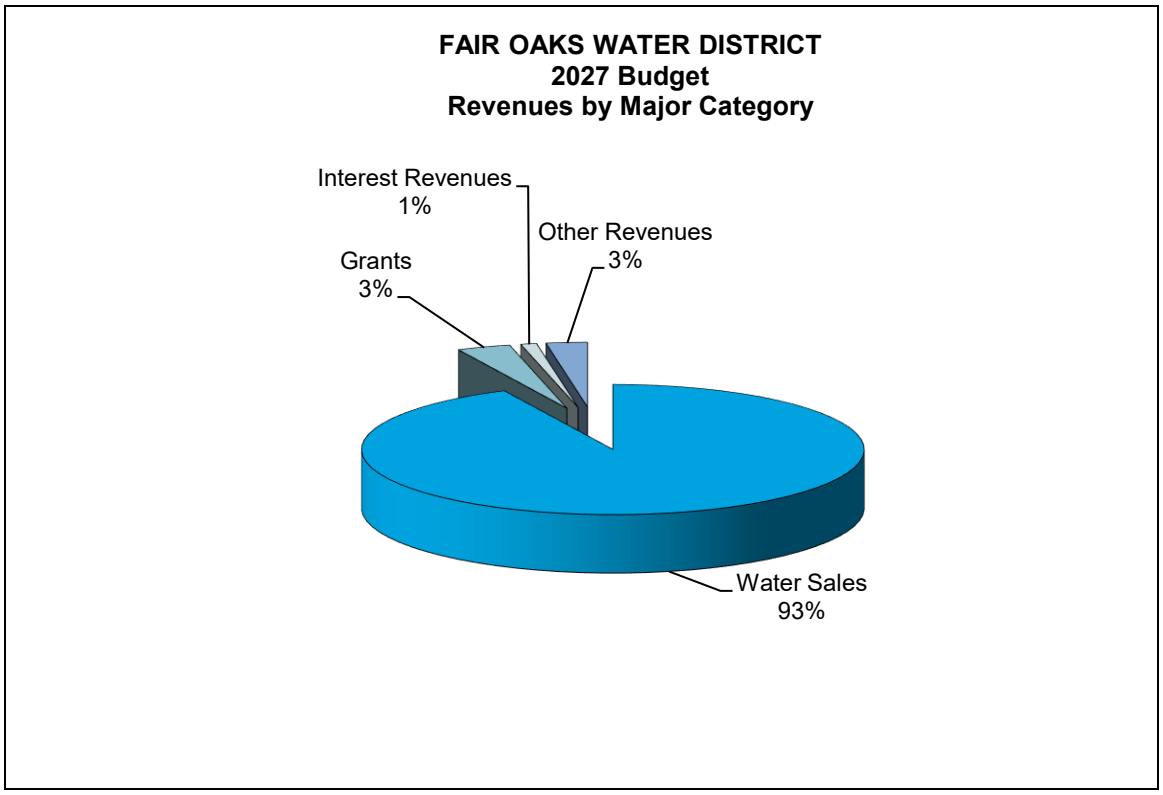

Water Sales revenue comes from a fixed service charge and a commodity charge. The projected grants of $414,000 are from water well projects. The District's 2027 Other Revenues are primarily water service and connection fees.

Expenses

The District's total estimated expenses for 2027 are $17,971,300. These expenses include cost for the meter maintenance program, facility and equipment replacement, and transmission and distribution system improvements. It is projected that 68% of total revenue from water sales will be spent on capital investment in 2027.

The District projects a 1% increase in total operating expenses for 2027 Budget ($9,990,200) over the 2026 Budget ($9,861,000). The increase is primarily due to net increase in labor and benefits, water supply costs, and professional services.

The breakdown of expenses by major expense categories is presented in the table below.

Fair Oaks Water District 2027 Budgeted Expenses	
Salaries	$ 3,061,500
Benefits	1,558,200
Taxes & Insurance	299,000
Maintenance & Materials	2,185,400
Water Supply	2,886,100
County Overlay Projects (Non-Operating Expenses)	387,800
Capital Projects	7,593,300
Total	**$ 17,971,300**

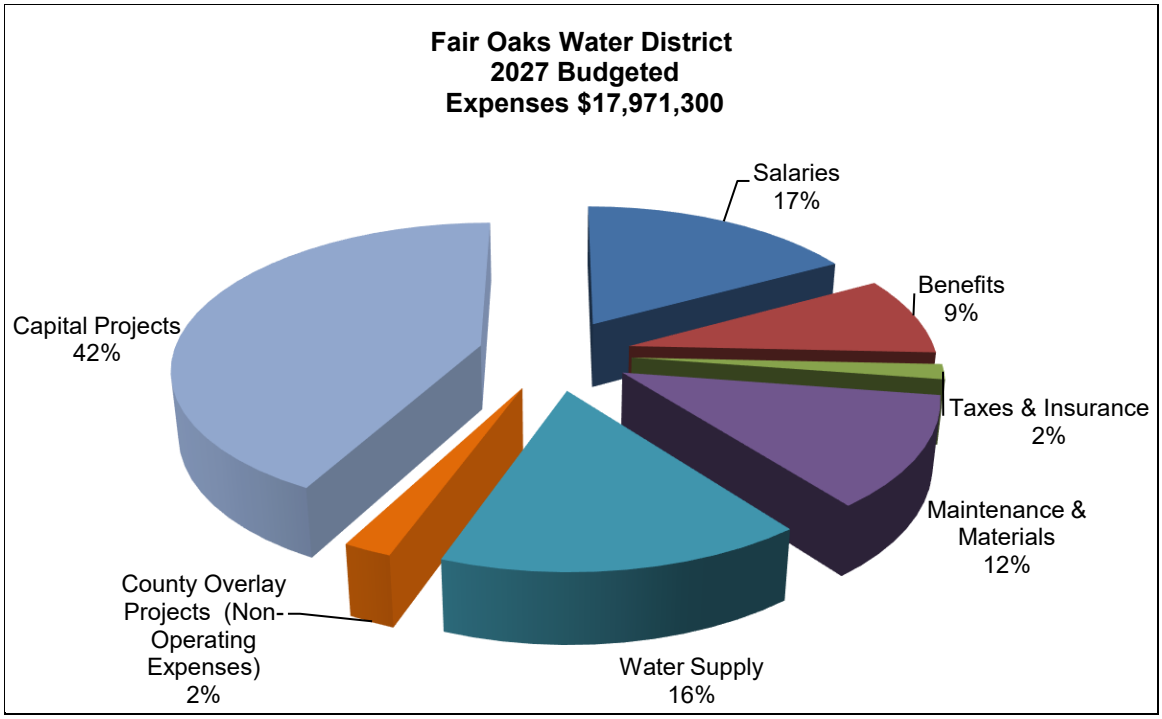

Reserves and Designations

The District's reserves consist of restricted and designated funds. The District's restricted reserves include capacity system fees.

The District's 2027 Budget projects a net loss of ($5,958,000). The District will use reserve(s)/designation(s) to offset the ($5,958,000) projected deficit. The District's current reserve policy is to maintain a total of $3.3M (four months of operating expenses). The District projects a year-end total cash reserve balance of $2.3M. See reserve balance summary for more detail on pages 41-42.

BUDGET PRINCIPLES AND PROCESS OVERVIEW

Budget planning begins annually at mid-calendar year, following completion of the audit for the fiscal year ending December 31, and a review of the first six months of actual revenues and expenses for the current fiscal year. In July, the District's senior staff provides updated information for the timing and costs of scheduled activities over the next year. The impact on operations of capital projects, legislation and economic factors are reviewed and communicated to the General Manager.

The budget is developed through several processes. The Board of Directors provides certain priorities and guidelines to the General Manager. The General Manager communicates these criteria to staff. The District's annual budget is then developed consistent with District's mission, goals, policies and water demands.

The financial model is updated to determine whether adequate funds exist to meet requirements; while maintaining Board approved reserves over the budget period. All unfunded needs will be documented, if any. The budget and forecast will be prepared by the staff and General Manager to ensure consistency with District policies. A Budget Committee, comprised of two Board of Directors and staff, will then review the draft document and assist in preparing the final document for the public information sessions, public hearing, and Board adoption.

A discussion draft of the budget document will typically be reviewed by the Board in August. Customers are notified at least 45 days in advance about a public hearing if a new rate increase is proposed. One or more public meetings usually occur in October, to allow extended discussion on major issues. The budget process culminates in its adoption at a public meeting normally scheduled in November.

Any budget amendments required during the year will be submitted to the Board of Directors at a board meeting for public discussion and possible Board action.

Budget Control

The approved budget is entered in the District's accounting system, which will provide up to date financial information throughout the year.

The Board of Directors, on the recommendation of the General Manager, establishes overall budgets and policy programs. The approved budget is then monitored by the respective department managers.

The General Manager controls the budget at the operating level. While line-item expenses are in some cases shown in the budget worksheets, the intent of this information is to provide internal budget monitoring controls for staff, and are not intended to be explicit appropriations by the Board of Directors. Upon request from staff, and approved by the Board of Directors, reserve funds may be transferred or added to throughout the fiscal year. This bottom-line approach to budget management is intended to prioritize

overall District spending, while making senior staff accountable for internal operations and expenses.

Capital projects and program budgets are adopted for specific non-operational needs of the District. These budgets often span multiple budget years. For each project or program, subsequent Board approval is sometimes required for approving bids and contracts.

Basis of Budgeting

The statistical sections of the budget are prepared on a cash basis and include expenditures for capital outlay and the principal and interest portions of debt service, while non-cash expenditures such as depreciation and bad debt write-off are excluded.

General Budget Timeline

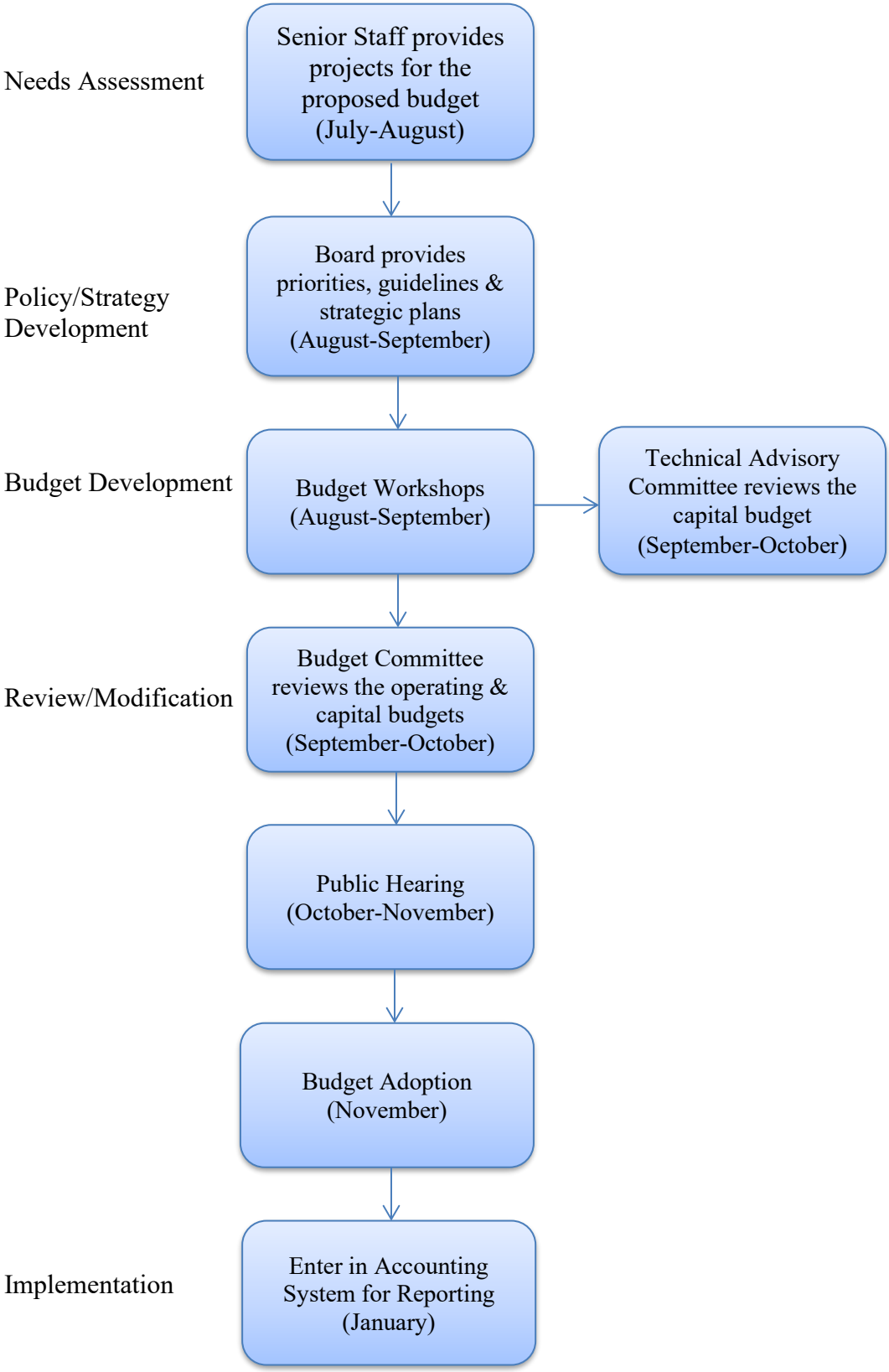

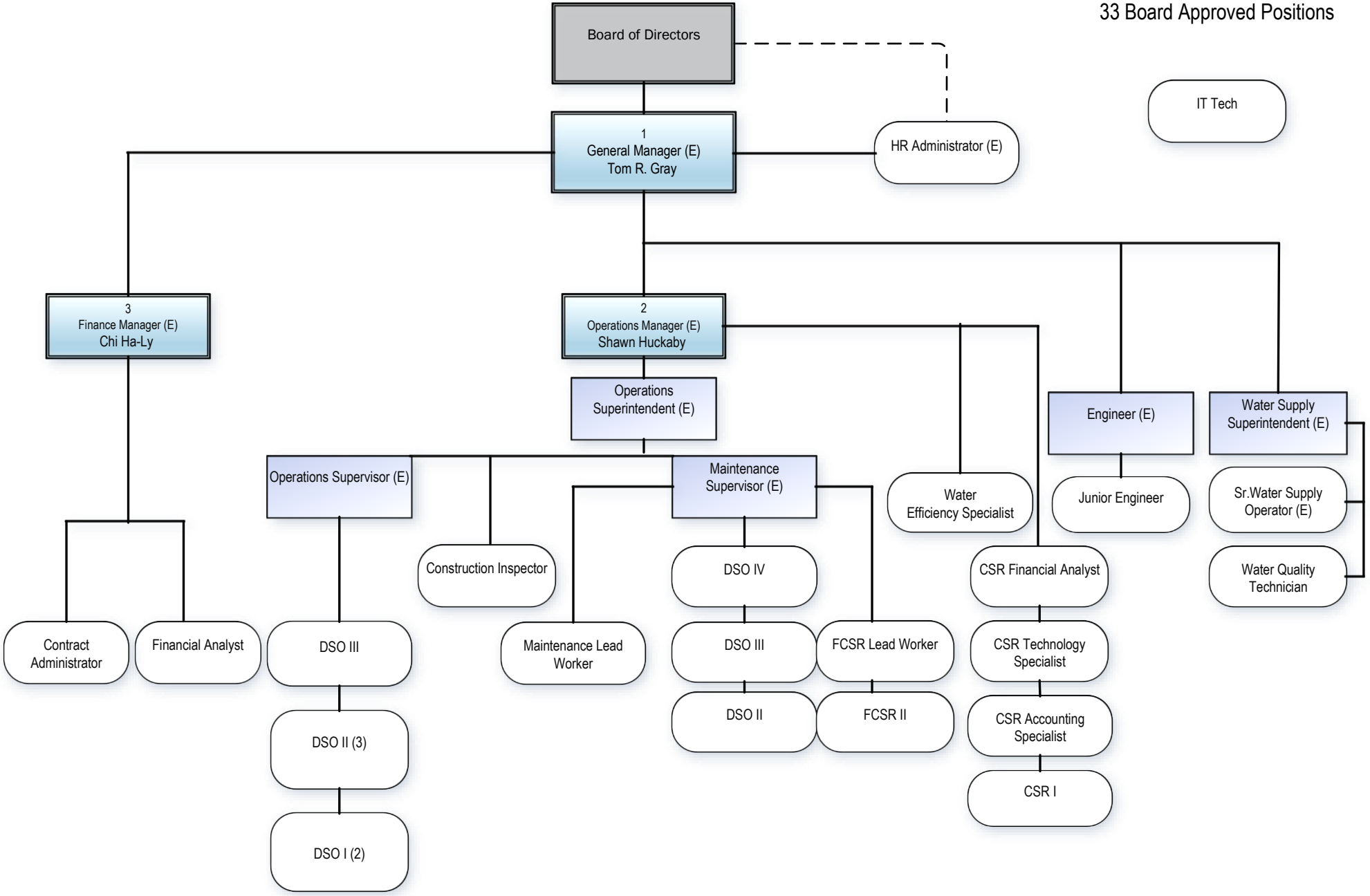
33 Board Approved Positions
Board of Directors
1
General Manager (E)
Tom R. Gray
HR Administrator (E)
IT Tech
3
Finance Manager (E)
Chi Ha-Ly
2
Operations Manager (E)
Shawn Huckaby
Operations Superintendent (E)
Engineer (E)
Water Supply Superintendent (E)
Operations Supervisor (E)
Maintenance Supervisor (E)
Water Efficiency Specialist
Junior Engineer
Sr.Water Supply Operator (E)
Water Quality Technician
Construction Inspector
DSO IV
CSR Financial Analyst
Contract Administrator
Financial Analyst
DSO III
Maintenance Lead Worker
DSO III
FCSR Lead Worker
CSR Technology Specialist
DSO II
FCSR II
CSR Accounting Specialist
DSO II (3)
CSR I
DSO I (2)

District Principles, Goals and Objectives

The purpose of the District's financial planning is to demonstrate fiscal solvency and a balanced budget over the long-term, to provide early warning signs of adverse trends, and to serve as a resource for financial planning and policy making. The annual budget utilizes detailed assumptions, such as population, new connections, infrastructure age, parcel area, and historical and projected operating trends while maintaining consistency with District-wide goals and objectives as well as Board approved fiscal and operational policies.

Growth projections are prepared based on past experience and are reviewed for consistency with the Sacramento County General Plan and economic development forecasts. A financial model (discussed later) then generates revenue forecasts and inflates or deflates future year operating and project costs on a consistent basis for all operating activities. Budget projections may or may not occur as predicted, depending upon changes in the economy, future service level changes, and mandates from other government agencies. In order to keep the District Board and management up to date, District staff compares the approved budget with actual expenses monthly.

District Principles

Customer and Community Service

The District is dedicated to excellence in customer service, to representing the community's interest and to serving as a role model for integrity, dependability, enthusiasm and professionalism. These objectives are translated into functional level objectives for the District's staff. To fulfill these goals, the District continually develops problem solving policies and procedures that benefit the District's customers and community.

Planning and Preparedness

The District believes that proper programmatic and fiscal planning allows the organization to provide the utmost service benefit to its customers. Strategically planning District activities results in a structured and supportable allocation of resources and reduces cost, down time, and customer inconvenience.

Quality

The District is dedicated to providing quality service and long-term value to the community and its customers. Long-term value is not always synonymous with cost. Our customers deserve quality, and expect to pay fairly for it. We want to build a utility that generates community pride, yet provides a value to the ratepayer.

Teamwork

Delivering high quality water and reliable service and maintaining excellence in customer service requires a diverse set of knowledge and disciplines. The District believes teams of people can accomplish more than similar numbers of people acting alone. Through

collaborative efforts, the District is stronger, more competent, more sensitive, more considerate, and provides more consistent service.

Setting Priorities

The District believes in putting first things first. In matters of priority, the District's customers, both internal and external, will always come first. We believe we must take care of our customers. In prioritizing our activities, we will place matters of safety and public health protection first, matters of system and property value retention second, and matters of aesthetics third.

Continuous Improvement

The District believes in continuous improvement. We believe in life-long learning and will create an environment where the status quo will be challenged. We will ask questions, execute, and learn. In the process of improving, we will take reasonable risks and make mistakes. We will always be honest about risk and own our mistakes.

District Goals and Objectives

While the District operates by a fundamental set of overriding principles, the fiscal and operational functions of the organization are guided by the District's long-term goals and objectives.

Enhance Reliability of Water Supply and Delivery

As its core mission, the District is dedicated to providing a high quality, reliable source of water supply to the community. As part of this goal, the District has outlined the following specific objectives:

- ✓ Continue to provide leadership in regional conjunctive use, and drought planning opportunities.
- ✓ Continue in an active role in groundwater contamination cleanup.
- ✓ Provide an updated system Master Plan every five years.
- ✓ Continue with best management practices for water quality and conservation.
- ✓ Continue promoting and educating customers about water issues.

Support Employee Development and Professionalism

The District believes that the power of the organization and its ability to meet its goals and objectives lies in its human resources. As such, the District is keenly aware of the necessity of supporting its employees in their professional development. To that end, the District has defined the following specific objectives:

- ✓ Continue to promote education, formal, and informal training in matters of communication and public relations, finance, management, leadership, and computer science.
- ✓ Continue the requirement that all water system operators be State Certified.

- ✓ Continue to provide all employees with a respectful workplace, providing fair and reasonable compensation.

Promote Multi-District Resource Sharing Opportunities

Given the constant economic pressures and the mission to provide the most cost-effective service to the community, the District is committed to identifying and promoting resource sharing opportunities. In so doing, the District strives to balance cost savings, efficiency and customer benefit with minimal service disruption. As part of this goal, the District has defined the following specific objectives:

- ✓ Continue to participate in Regional Water Authority's collaborative water conservation activities.
- ✓ Continue to work with the San Juan Family of Water Agencies on mutually compatible activities and services, including grant applications.
- ✓ Continue to work with the local community in areas that provide customer benefit.

District Financial Policies

The District Board of Directors has established a number of financial policies to guide the organization in its budgeting and operating activities. The significant financial policies are summarized (discussed) below.

Budget Preparation

An annual budget on a calendar year basis shall be prepared by the General Manager and approved by the Board of Directors. This budget shall be reviewed by a finance committee, then reviewed at a special meeting by the full Board. The amended proposed budget will then be reviewed and discussed at a public meeting scheduled for November.

Fixed Asset Accounting Control

An accounting and inventory of all fixed assets shall be maintained to ensure proper accounting control resulting in accurate financial reports of fixed assets. District assets of $500 and greater in value will be recorded as a fixed asset for financial recording purposes.

District Reserve Funds and Designations

The District has established reserve funds to minimize adverse annual and multi-year budgetary impacts from anticipated and unanticipated District expenses. The adequacy of the target reserve year-end balance ranges and/or annual contributions will be reviewed annually during the budgeting and rate setting process and may be revised as necessary. The following District reserve and fund categories are established:

- Emergency Designation

The emergency designation was established to fund District fixed asset, operating and maintenance expenses not currently budgeted. The designated fund balance has been set at a minimum of four months of operating costs. Annual contributions will be designated in the budget process to maintain a minimum of four months of operating costs.

- Connection Fee Reserve

  The Connection Fee Reserve was established to segregate fees charged to new development and direct the money collected to capacity enhancement projects in compliance with AB1600. AB1600 does not designate a target reserve balance. Annual contributions will depend upon new construction within the District. Additionally, interest earnings will be added to this balance on a monthly basis, using the District's earnings rate on investments.

- Certificate of Participation (COP) Reserve

  The Certificate of Participation (COP) Reserve was established to segregate certificate of participation (COP) reserves according to governing documents. The proceeds of a COP issue establish the maximum COP reserve available for use. COP reserve balances are created upon issuance of debt. These balances are used according to the COP's installment purchase agreement. Use of the COP reserves will be accounted for on a monthly basis, according to the COP's installment purchase agreement. Contributions will occur upon issuance of COP's. Additionally, interest earnings will be added to the balance on a monthly basis, using the District's earnings rate on investments.

Investment of District Funds

The District established the investment policy to provide a clear understanding of the objectives, policies and guidelines for the investment of District's idle or surplus funds. This policy is used to effectively manage the District's available cash and investment portfolio in conformity with the provisions of California Government Code Section 53600.

- The General Manager or other persons designated by the Board shall invest idle funds not immediately needed by the District within the limitations of the California Government Code.

- The primary goals, in priority order, of investment activities shall be safety, diversification, liquidity, and rate of return.

- This policy shall be reviewed and updated annually by the Board of Directors.

Authorization of Expenses

The authorization of expenses policy was established to monitor spending of District's funds in accordance with the approved budget. Expense authority is generally delegated to the General Manager by the Board of Directors through the adopted annual operating budget and through board policy. Expenses requiring Board approval are brought to the Board for approval through the regular Board meeting process.

FINANCIAL SUMMARIES

District Revenues

The District has the following major sources of revenue for 2027:

- ✓ Water Sales
- ✓ Other Revenues

Water Sales

Metered Rate Revenues

All District customers are billed on metered rates. The metered rates are based upon two components: commodity charge based on actual water usage and a fixed service charge.

The fixed service charge is based upon meter size and is designed to cover the fixed costs of water delivery. Fixed service charges represent approximately 78% of a customer's total water bill.

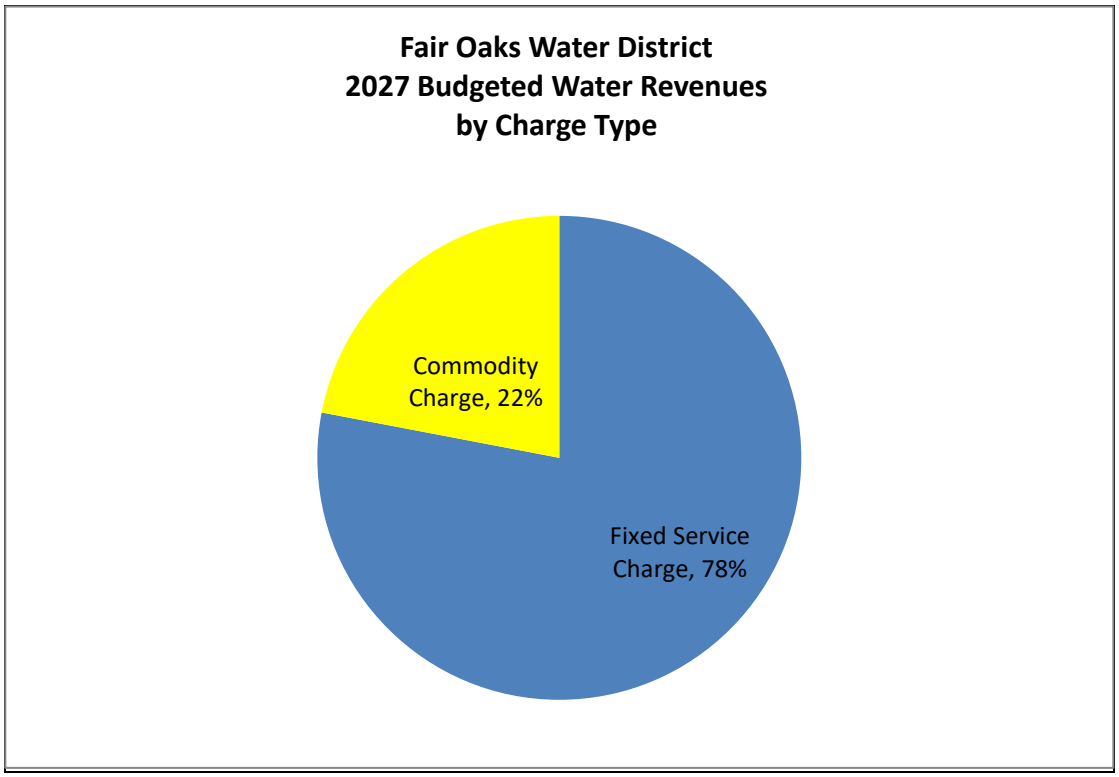

The commodity charge covers the variable costs of water service, which fluctuates according to actual water use. The commodity charge represents approximately 22% of the total water bill and is designed to cover the costs of water purchases, pumping, treatment and conservation costs.

Other Revenues

Connection Fees

Connection fees represent the cost to connect to Fair Oaks Water District distribution system for new customers; the funds collected are restricted by AB1600 to capacity enhancement projects. The District service area projected to experience little growth in 2027. Most new service connections will be derived from in-fill developer projects. Connection fees are a small portion of the District's revenues and are projected to be a small amount relative to other revenues. Future connection fee revenues will be minimum due to the built-out nature of the FOWD service area and limited land available for in-fill projects.

Interest Revenue

The District invests its funds in accordance with the California Government Code, Section 53600, Chapter 4 – Financial Affairs and the District's investment policy 5070; with a majority invested in LAIF (Local Agency Investment Fund). Interest earnings on District's reserves remain within the invested funds. Interest earnings fluctuate based on rates and cash balances.

District Expenses

The District's expenses can be categorized into four major groups:

- ✓ Water Supply
- ✓ Capital Projects
- ✓ Operating Costs
- ✓ County Overlay Projects (Non-Operating Expenses)

2027 Projected Expenses by Major Category		
Operating Costs	$	7,104,100
Water Supply		2,886,100
County Overlay Projects (Non-Operating Expenses)		387,800
Capital Program Expenses		7,593,300
Total	**$**	**17,971,300**

The following pie chart illustrates the percentage of the total District expenses allocated to each of these categories.

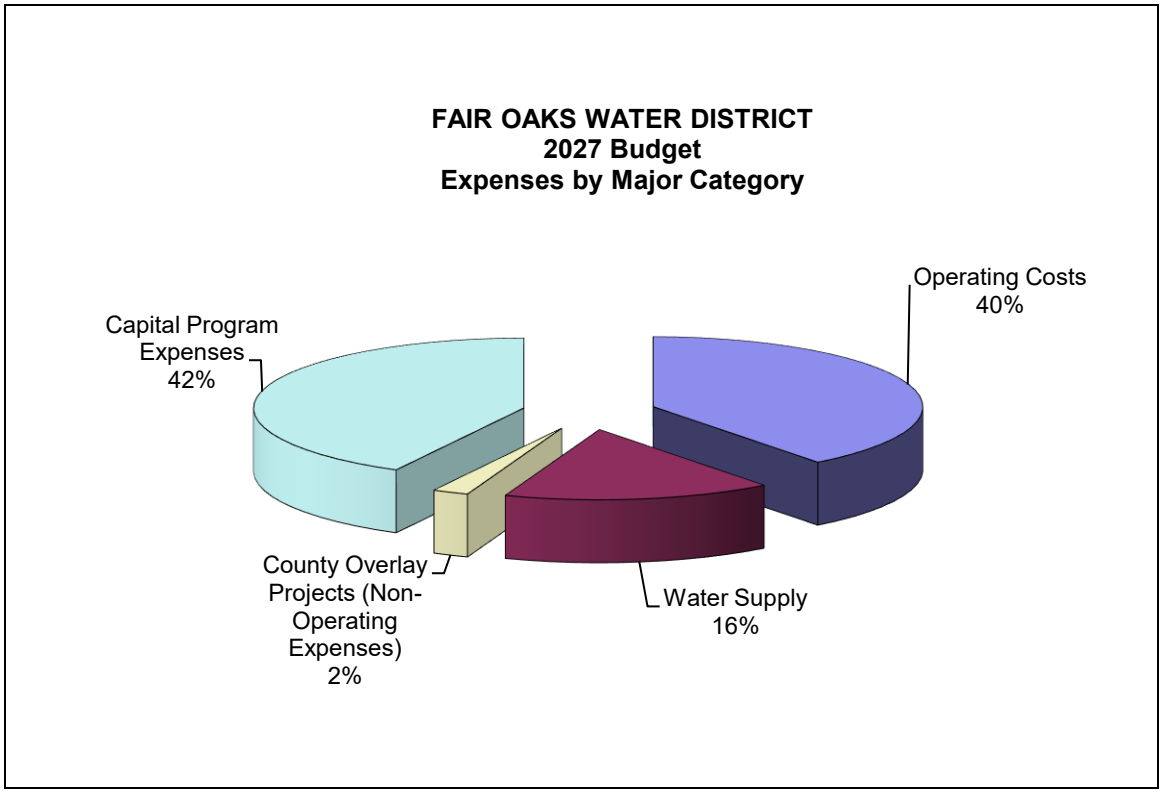

Water Supply

The District currently receives approximately 90% of its water supply from treated surface water through its wholesale supplier, San Juan Water District. The District has purchased on average 7,124 AC-FT of surface water over the past five years. The District projects purchasing approximately 8,630 AC-FT of treated surface water from SJWD in 2027 with 959 AC-FT produced by District's groundwater wells.

Projected 2027 Water Supply Costs	
Purchased Surface Water	
Commodity Charge ($60.73 per AC-FT x 8,630 AC-FT)	$ 524,100
Service Charge	2,008,800
Total Purchased Surface Water	2,532,900
Groundwater Production & Other Fees	353,200
Total Water Supply Costs	**$ 2,886,100**

Capital Program Expenses Overview

The District has invested, on average, approximately 40% of its rate payers' money into the infrastructure including wells and tanks, transmission and distribution, metering program, and facilities and equipment over the past 10 years. Replacement and updating of infrastructure are needed to ensure safe and reliable water delivery.

Capital Program Expenses Overview		
Category	**2026 Estimated**	**2027 Budget**
Wells and Tank	$ 1,587,500	$ 4,868,200
Transmission and Distribution	2,470,200	1,758,700
Meter Maintenance Program	525,000	336,400
Facilities and Equipment	74,100	630,000
Total	**$ 4,656,800**	**$ 7,593,300**

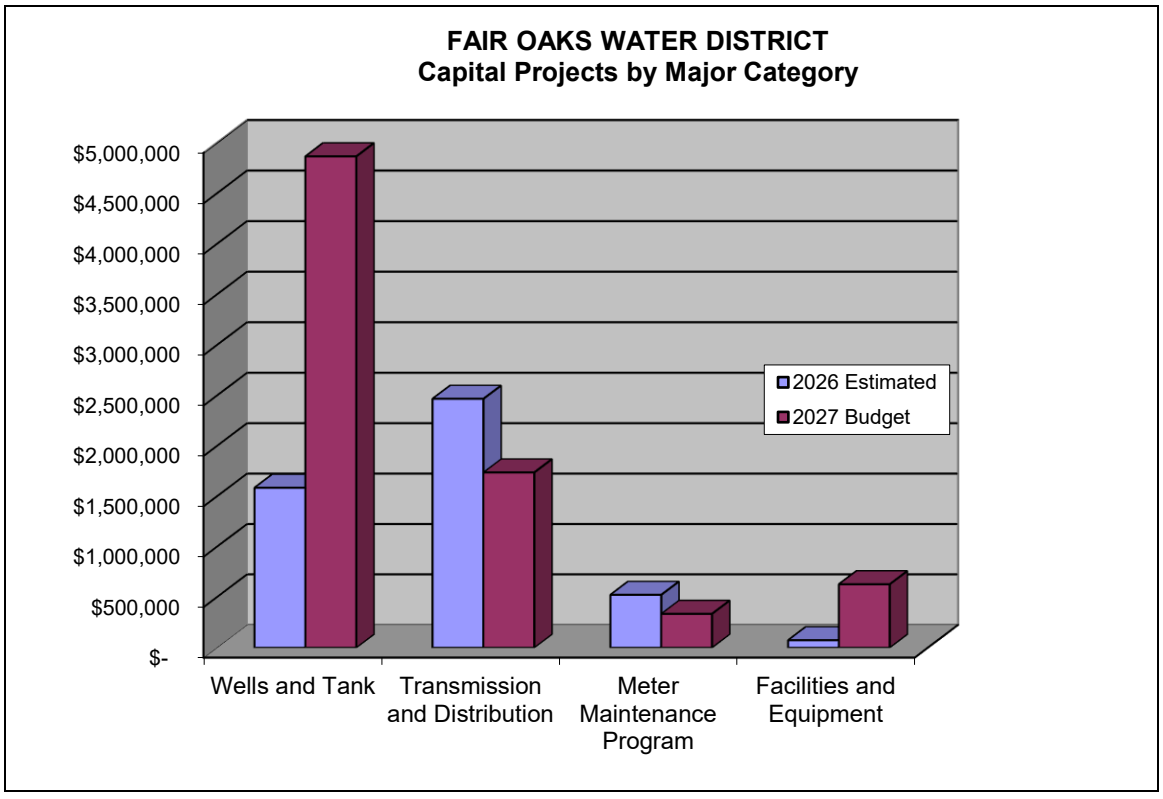

Metering Maintenance Program

The District continues to maintain meters through the Meter Maintenance Program. The District replaces meters based on manufacturer's recommended replacement schedule and District's maintenance records. A cost of $336,400 was projected in the 2027 Budget for maintaining the District's meters.

Wells and Tank

The District continues to maintain water production facilities. Dry-year and emergency water supply are critical to the District's ability to meet customer water demand under all conditions. The District scheduled the following for wells and tank projects for 2027:

PROJECT DESCRIPTION	ESTIMATED COSTS
New York Well Project Phase II - Equipping	$ 2,634,100
Skyway Site Improvements	$ 26,000
Northridge Well Equipping - Design	$ 137,500
Northridge Well Equipping	$ 2,040,600
Heather Well Site Improvements	$ 10,000
Madison Well Site Improvements	$ 10,000
Town Well Site Improvements	$ 10,000

Transmission and Distribution

The District continues to repair and replace aging infrastructure throughout its system. The District scheduled the following water main projects for 2027:

PROJECT DESCRIPTION	ESTIMATED COSTS
Sierra Street Steel Main Replacement	$ 209,400
T-Main Phase III Design by FOWD Staff (Winding Oak to Windsock)	$ 24,900
Riverfront Lane Services Upgrade	$ 111,000
Capitalized County Overlay Projects ($387,800 Non-Capitalized)	$ 119,400
T-Main Phases I & II - Construction (Blue Oak to Winding Oak)	$ 469,000
General Transmission & Distribution System	$ 825,000
Meter Maintenance Program	$ 336,400

Facilities and Equipment

The amount of $430,000 was allocated for replacement of office equipment, computer software, computer equipment, maintenance equipment and trucks and vehicles in 2027. The District budgeted $200,000 for office building improvements in 2027.

Operating Outlay

The District's operating outlay falls into three functional areas:

- ✓ Operations & Maintenance
- ✓ Customer Service & Administration
- ✓ Board of Directors

Operations & Maintenance

Operations and maintenance is the largest functional department of Fair Oaks Water District. It is responsible for the purchase and delivery of water to the District's customers as well as operating and maintaining the District's pipelines and facilities. This department includes the functions of water quality, system maintenance, planning, operations, inspection and safety.

Customer Service & Administration

The Customer Service & Administration department is responsible for District management, regional water issues, conservation, customer service, billing, collections, meter reading, information systems, public relations, accounting, payroll, accounts payable, human resources, finance and record keeping.

Board of Directors

The Board of Directors (Board) is responsible for developing and reviewing the policies of the District. The Board's regular business meetings are held the third Monday of the month. The Board maintains an active involvement in regional water organizations representing the District's interest locally and regionally.

District Salaries and Benefits

As with most organizations, salary and benefit costs are a significant component of the District's annual budget. The following table and chart reflect the District's salaries and benefits compared to other major cost categories. The salaries and benefits in the table and chart reflect the net labor being capitalized to projects.

Operating Costs by Category		
Category	**2026 Estimated**	**2027 Budget**
Salaries	$ 2,862,400	$ 3,061,500
Benefits, Taxes & Insurance	1,737,800	1,857,200
Materials & Services	4,775,400	5,071,500
County Overlay Projects (Non-Operating Expenses)	144,400	387,800
Capital Program Expenses	4,656,800	7,593,300
Total	**$ 14,176,800**	**$ 17,971,300**

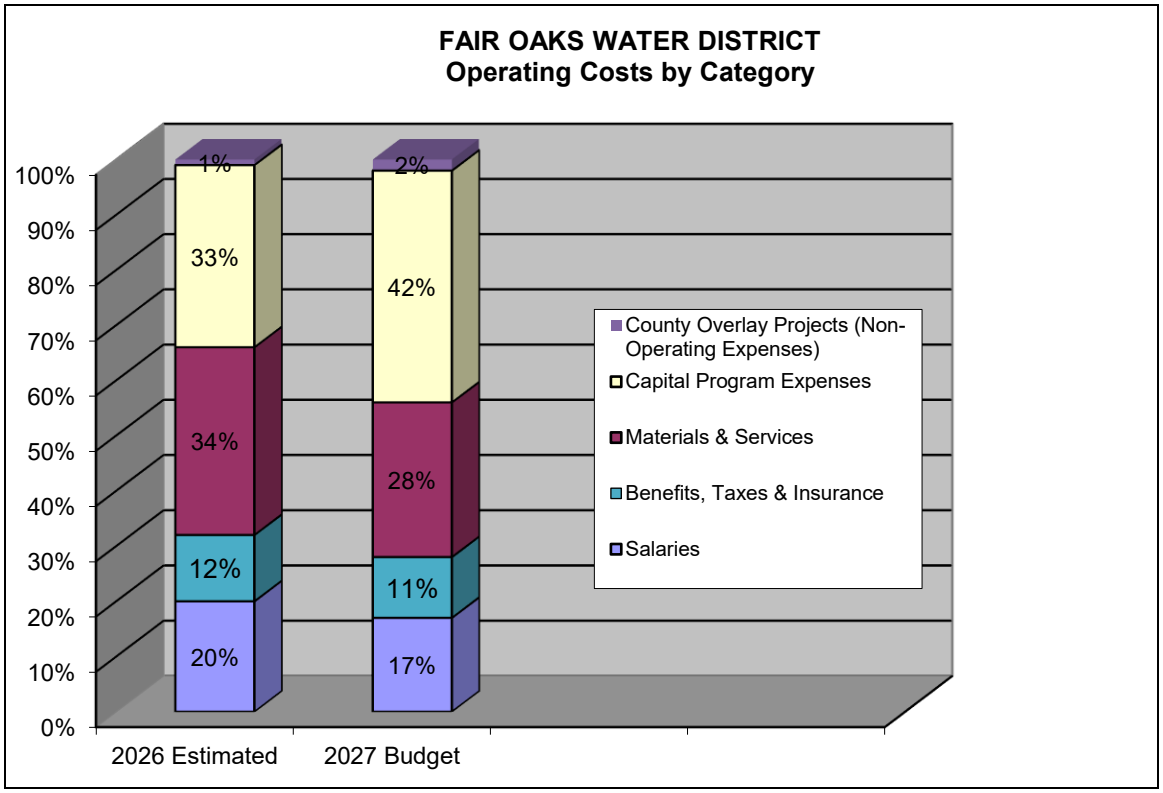

Personnel Summary Full Time Equivalent (FTE)					
	2023	**2024**	**2025**	**2026**	**2027**
Board Approved	31	32	32	33	33

Reserves and Designations

Reserves and designations are established to minimize adverse annual and multi-year budgetary impacts from anticipated and unanticipated District expenses. The District's long-term goal is to finance major capital improvements on a "pay as you go" plan, as opposed to issuing new debt. The reserves and designation are designed to assist in this goal. See pages 13-14 for specific definitions on each reserve. The following chart and graph illustrate the District's ending cash reserves and designations.

Ending Cash Reserves/Designations		
Category	**2026 Estimated**	**2027 Projected**
Emergency Designation	$ 8,429,900	$ 2,271,900
Total	**$ 8,429,900**	**$ 2,271,900**

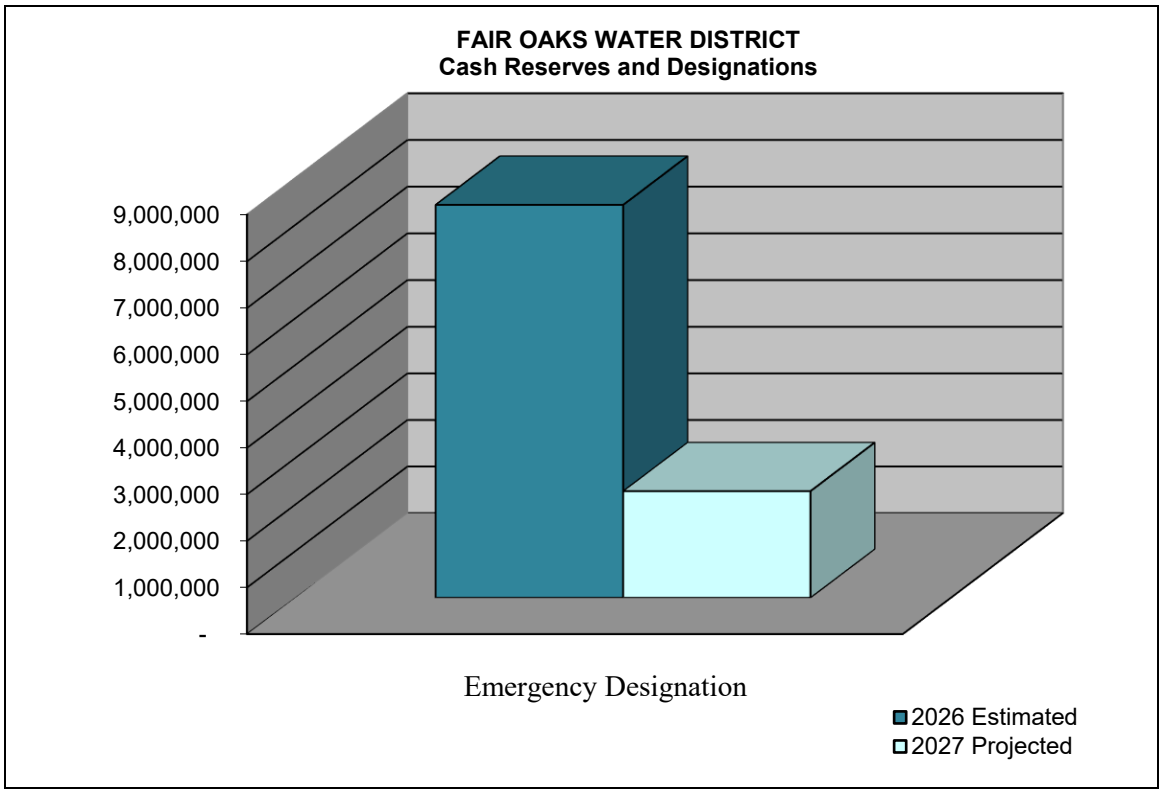

Fair Oaks Water District
2027 Annual Budget
Financial Plan Summary of Revenues and Expenses

Description	Budget 2026	C/F Funding & Transfers	Adj. 2026 Budget	Estimated 2026	Budget 2027
Beginning Cash	**$ 7,831,500**		**$ 7,831,500**	**$ 8,429,761**	**$ 8,429,900**
Revenues					
Total Operating Revenues	$ 11,550,900	$ -	$ 11,550,900	$ 11,478,100	$ 11,460,900
Total Non-Operating Revenues	219,100		219,100	369,900	122,200
Total Capital Contributions	2,466,200	-	2,466,200	2,328,900	430,200
Total Revenues	**$ 14,236,200**	**$ -**	**$ 14,236,200**	**$ 14,176,900**	**$ 12,013,300**
Expenses					
Operating Expenses	$ 9,861,000	$ 96,538	$ 9,957,538	$ 9,375,600	$ 9,990,200
Debt Service	$ -	$ -	$ -	$ -	$ -
Total Expenses	**$ 9,861,000**	**$ 96,538**	**$ 9,957,538**	**$ 9,375,600**	**$ 9,990,200**
Net Income (Loss) before Capital Program Expenses	**$ 4,375,200**	**$ (96,538)**	**$ 4,278,662**	**$ 4,801,300**	**$ 2,023,100**
Capital Program Expenses					
Information Technology Equipment & Software	$ 377,000	$ -	$ 377,000	$ 21,200	$ 365,000
Vehicles & Maintenance Equipment	145,500	1,293	146,793	12,900	13,000
Facility & Office Equipment	242,000	-	242,000	40,000	252,000
Meter Maintenance Program	545,000	50,000	595,000	525,000	336,400
Capital Improvement Program	7,101,600	1,149,605	8,251,205	4,057,700	6,626,900
Total Capital Program Expenses	**$ 8,411,100**	**$ 1,200,898**	**$ 9,611,998**	**$ 4,656,800**	**$ 7,593,300**
FO 40-Inch Pipeline Paid to SJWD (Non-Operating Exp.)	$ -	$ -	$ -	$ -	$ -
County Overlay Projects (Non-Operating Expenses)	$ 344,400	$ -	$ 344,400	$ 144,400	$ 387,800
Total Expenses including Capital Program	**$ 18,616,500**	**$ 1,297,436**	**$ 19,913,936**	**$ 14,176,800**	**$ 17,971,300**
Net Income (Loss)	**$ (4,380,300)**	**$ (1,297,436)**	**$ (5,677,736)**	**$ 100**	**$ (5,958,000)**
Contingency [1]	200,000				200,000
Year-End Cash	**$ 3,251,200**			**$ 8,429,900**	**$ 2,271,900**

[1] The contingency fund used amounts are being transferred to various expense line items.

Fair Oaks Water District
2027 Annual Budget
Revenue Summary

Description	Acct #	Budget 2026	C/F Funding & Transfers	Adj. 2026 Budget	Estimated 2026	Budget 2027
Operating Revenues:						
Water sales						
Fixed Service Charge	ALL CUSTOMERS	$ 8,730,000	$ -	$ 8,730,000	$ 8,748,600	$ 8,751,300
Commodity Charge	ALL CUSTOMERS	2,501,600	-	2,501,600	2,432,000	2,405,800
Total Water Sales		11,231,600	-	11,231,600	11,180,600	11,157,100
Water Transfer	4016	-	-	-	-	-
San Juan Family Groundwater Supply	4014	-	-	-	-	-
Water Services & Other Revenues						
Delinquencies & Late Fees	4050/4055/4060	150,000	-	150,000	150,000	150,000
Fire Service Fees	4038	72,600	-	72,600	72,600	72,600
Meter Downsizing	4186	500	-	500	500	500
Meter Application Fee	4335	2,200	-	2,200	1,700	1,700
Revenues from Reimbursement	4095/4096/4156	4,000	-	4,000	1,500	4,000
Change of Ownership Processing Fee	4190	30,000	-	30,000	34,200	30,000
Miscellaneous Revenue	4015/4170/4175/4186/4189/4310/4042/4315/4330	20,000	-	20,000	15,000	20,000
Developer Paid Fees for Service	4130/4150	40,000	-	40,000	22,000	25,000
Total Water Services & Other Revenues		*319,300*	-	*319,300*	*297,500*	*303,800*
Total Operating Revenues		**$ 11,550,900**	**$ -**	**$ 11,550,900**	**$ 11,478,100**	**$ 11,460,900**
Non-Operating Revenues:						
Interest Revenue	4610	$ 219,100	$ -	$ 219,100	$ 339,500	$ 122,200
Gain on Disposal of Assets	4080/4090	-	-	-	30,400	-
Total Non-Operating Revenues		**$ 219,100**	**$ -**	**$ 219,100**	**$ 369,900**	**$ 122,200**
Capital Contributions:						
Connection Fees	4110	$ 16,200	$ -	$ 16,200	$ 16,200	$ 16,200
Grants	4320	2,450,000	-	2,450,000	2,312,700	414,000
Total Capital Contributions		**$ 2,466,200**	**$ -**	**$ 2,466,200**	**$ 2,328,900**	**$ 430,200**
Total Revenues		**$ 14,236,200**	**$ -**	**$ 14,236,200**	**$ 14,176,900**	**$ 12,013,300**

Fair Oaks Water District
2027 Annual Budget
Expense Summary

	Project #	GL #	Budget 2026	C/F Funding & Transfers	Adj. 2026 Budget	Estimated 2026	Budget 2027
Labor & Benefits[1]							
Salaries and Wages							
Salaries	VARIOUS	5010	$ 3,415,100	$ -	$ 3,415,100	$ 3,162,200	$ 3,475,900
On-call[2]	VARIOUS	5011	30,400	-	30,400	30,400	30,400
Overtime[2]	VARIOUS	5011	16,200	-	16,200	16,200	17,300
Salaries and Wages Subtotal			*$ 3,461,700*	*$ -*	*$ 3,461,700*	*$ 3,208,800*	*$ 3,523,600*
Benefits and Insurance							
Auto and Mileage	E27BIINS	5420	$ 3,600	$ -	$ 3,600	$ 3,600	$ 3,600
Dental Insurance	E27BIINS	5220	47,500	-	47,500	32,000	34,600
FICA	E27BIINS	5110	214,600	-	214,600	198,900	218,500
Medicare	E27BIINS	5120	50,200	-	50,200	46,500	51,100
Health Insurance	E27BIINS	5210	864,600	-	864,600	783,000	872,300
Disability Insurance	E27BIINS	5260	11,700	-	11,700	11,700	11,800
Life Insurance	E27BIINS	5230	10,200	-	10,200	9,100	10,200
Pension Plan[3]	E27BIINS	5240	772,600	-	772,600	734,000	793,000
Deferred Compensation[4]	E27BIINS	5280	54,000	-	54,000	49,300	56,000
Unemployment Insurance	E27BIINS	5310	15,000	-	15,000	10,700	16,100
Vision Care	E27BIINS	5250	9,300	-	9,300	8,700	9,300
Workers Compensation	E27BIINS	5320	67,100	-	67,100	58,100	58,000
Benefits and Insurance Subtotal			*$ 2,120,400*	*$ -*	*$ 2,120,400*	*$ 1,945,600*	*$ 2,134,500*
Labor & Benefits Subtotal			**$ 5,582,100**	**$ -**	**$ 5,582,100**	**$ 5,154,400**	**$ 5,658,100**
In-house CIP/MMP Labor & Benefits Capitalized			$ (672,700)	$ -	$ (672,700)	$ (536,900)	$ (708,000)
In-house Labor & Benefits Charged to Non-Operating Expenses			(9,900)	-	(9,900)	(8,200)	(19,800)
In-house Labor & Benefits Charged to Operating Expenses			(11,600)	-	(11,600)	(9,100)	(11,600)
Net Labor & Benefits			**$ 4,887,900**	**$ -**	**$ 4,887,900**	**$ 4,600,200**	**$ 4,918,700**

	Project #	GL #	Budget 2026	C/F Funding & Transfers	Adj. 2026 Budget	Estimated 2026	Budget 2027
Materials & Services							
Water Supply							
Surface Water Supply, SJWD[5]	E27WSWAT	6110	$ 2,455,500	$ -	$ 2,455,500	$ 2,425,500	$ 2,532,900
Chemicals	E27WSCH	6160	18,500	-	18,500	18,500	19,500
Division of Drinking Water Annual Permit	E27WSDOH	6358	76,500	-	76,500	72,700	77,000
Energy Cost, Wells	E27WSECW	6130	195,000	-	195,000	195,000	201,000
Energy Cost, Other	E27WSECO	6135	3,400	-	3,400	3,400	3,500
Testing & Sampling[a]	E27WSTS	6140	35,000	4,500	39,500	39,500	36,500
SCADA Support & Maintenance	E27WSSCADA	6151	11,000	-	11,000	9,800	11,200
Cathodic Protection	E27WSCP	6152	3,500	-	3,500	3,000	3,500
Hydrant Testing & Flushing	E27WSHTF	6155	1,000	-	1,000	500	1,000
Water Supply Subtotal			*$ 2,799,400*	*$ 4,500*	*$ 2,803,900*	*$ 2,767,900*	*$ 2,886,100*
District Facilities Maintenance and Repairs							
Well and Pump Repairs & Maintenance[b]	E27DFWPRM	6170	$ 24,000	$ 14,000	$ 38,000	$ 24,000	$ 24,500
Skyway Booster Inspection and Repair	E27DFSBIR	6167	5,100	-	5,100	4,600	5,100
Annual Pump Efficiency Testing	E27DFAPET	6171	5,500	-	5,500	4,100	5,500
Tank Repairs and Maintenance	E27DFMTRM	6165	15,500	-	15,500	15,500	15,500
District Site Maintenance	E27DFSM	6700	30,000	-	30,000	30,000	30,000
Janitorial Services	E27DFJAN	6710	23,200	-	23,200	23,200	23,700
Elevator Maintenance	E27DFEM	6701	8,200	-	8,200	6,700	7,800
Security Costs	E27DFSEC	6720	4,600	-	4,600	5,500	7,200
District Facilities Maint. Subtotal			*$ 116,100*	*$ 14,000*	*$ 130,100*	*$ 113,600*	*$ 119,300*
Vehicle and Equipment Maintenance							
Vehicle Maintenance[6]	E27VMVM	6610	$ 42,500	$ -	$ 42,500	$ 30,000	$ 34,000
Other Equipment Maintenance	E27EMEM	6621	42,700	-	42,700	40,000	40,000
Vehicle Maintenance Subtotal			*$ 85,200*	*$ -*	*$ 85,200*	*$ 70,000*	*$ 74,000*
Insurance							
Auto and General Liab. Insurance[c]	E27INAUT	7310	$ 191,000	$ 12,500	$ 203,500	$ 203,500	$ 222,000
Bonding	E27INBON	7330	1,600	-	1,600	1,500	1,600
Property Insurance[d]	E27INPRO	7320	60,000	1,038	61,038	61,100	65,000
Insurance Subtotal			*$ 252,600*	*$ 13,538*	*$ 266,138*	*$ 266,100*	*$ 288,600*
Printing/Postage/Billing and Payment Processing							
Advertisement, Notices & Recording Fees	E27PPADV	7655	$ 5,000	$ -	$ 5,000	$ 5,000	$ 5,000
Online Bill Pay/Payment Processing[e]	E27PPOBP	7697	31,000	4,000	35,000	35,000	40,000
Customer Bill Printing	E27PPINV	7660	16,200	-	16,200	16,200	20,500
Customer Bill postage	E27PPINVP	7695	47,000	-	47,000	47,000	50,000

	Project #	GL #	Budget 2026	C/F Funding & Transfers	Adj. 2026 Budget	Estimated 2026	Budget 2027
Customer Collection Postage	E27PPCCP	7696	7,500	-	7,500	7,500	7,500
General Postage	E27PPPOS	7690	1,000	-	1,000	1,000	1,000
General Printing	E27PPPRI	7670	1,800	-	1,800	1,300	1,800
Proposition 218 Programs; etc.[7]	E22PPP218	7651	-	-	-	-	-
Collection Expense Printing	E27PPCE	6910	900	-	900	900	900
Printing & Postage Subtotal			*$ 110,400*	*$ 4,000*	*$ 114,400*	*$ 113,900*	*$ 126,700*
Office Expense							
Office Equipment Rental	E27OEER	6315	$ 1,800	$ -	$ 1,800	$ 1,800	$ 1,800
Office Supplies	E27OESUP	7610	23,000	-	23,000	17,500	20,000
Office Equipment less than $500	E27OEEQUIP	7615	3,000	-	3,000	1,500	3,000
Office Furniture less than $500	E27OEOF	7616	4,000	-	4,000	2,000	2,000
Office Equipment Maintenance	E27OEEM	6614	500	-	500	-	500
Office Equipment Maintenance Agreements	E27OEOEMA	6615	16,000	-	16,000	13,600	15,000
Office Expense Subtotal			*$ 48,300*	*$ -*	*$ 48,300*	*$ 36,400*	*$ 42,300*
Professional Services & Other							
Coop. Trans. Pipeline O & M[f]	E27PSCTP	6190	$ 7,000	$ 2,000	$ 9,000	$ 9,000	$ 12,000
Meter Testing Service	E27PSMTS	6626	2,000	-	2,000	2,000	2,000
Dues & Subscriptions	E27PSDS	7620	52,000	-	52,000	52,000	56,000
RWA Regional Water Bank Phase 4	E27PSRWB4	7645	50,000		50,000	-	50,000
Grant Application	E27PSGRT	7165	5,000	-	5,000	-	5,000
Urban Water Management Plan (State)[g]	E26PSUWMP	7134	60,000	10,000	70,000	55,300	-
Emergency Response Plan	E27PSER	7131	500	-	500	500	500
Banking Fees	E27PSBNK	7170/71	32,000	-	32,000	30,000	32,000
Financial Audit Fees	E27PSAUD	7120	21,600	-	21,600	21,600	22,300
Actuarial Services for Pension Calculation[8]	E27PSAS	7121	400	-	400	400	400
Legal Fees	E27PSLEG	7110	125,000	-	125,000	125,000	125,000
Regional Support[h]	E27PSRS	7640	174,200	1,400	175,600	175,600	185,000
IT Consulting Service	E27PSCC	7156	113,600	-	113,600	113,600	128,000
Website Design and Public Outreach	E27PSWDPO	7160	5,000	-	5,000	5,000	5,000
Annual IT Audit	E27PSITAUD	7157	5,700	-	5,700	-	5,800
Answering Service	E27PSANS	7180	2,600	-	2,600	2,200	2,600
Professional Consulting Fees[9]	E27PSPROF	7130	100,000	-	100,000	50,000	100,000
Other Services Fees[9]	E27PSOSF	7129	9,500	-	9,500	9,500	10,500
Professional Services & Other Subtotal			*$ 766,100*	*$ 13,400*	*$ 779,500*	*$ 651,700*	*$ 742,100*
System Maintenance/Repairs							
Aggregate, Sand & Cutback[i]	E27SMSA	6320	$ 26,000	$ 14,000	$ 40,000	$ 40,000	$ 40,000

	Project #	GL #	Budget 2026	C/F Funding & Transfers	Adj. 2026 Budget	Estimated 2026	Budget 2027
Paving (Includes Non-Capital County Overlay)	E27SMPAV	6340	75,000	-	75,000	75,000	75,000
Equipment and Tool Rental	E27SMREN	6310	2,000	-	2,000	2,000	2,000
General Maintenance, Supplies & Consumables[j]	E27SMCMS	6210	16,000	1,500	17,500	17,500	17,500
Distribution Repairs	E27SMDR	6215	40,000	-	40,000	30,000	40,000
Distribution System Maintenance Programs	E27SMSMP	6214	11,000	-	11,000	11,000	15,000
T-Main Repairs	E27SMTMR	6216	25,000	-	25,000	25,000	25,000
Damages(10)	VARIOUS	6219	25,000	-	25,000	12,000	25,000
Backflow Testing and Supplies	E27SMBF	6180	2,700	-	2,700	2,300	2,700
Meter Downsizing[k]	E27SMMD	6627	600	600	1,200	600	600
Inventory Replenishment(11)	E27SMIR	6230	10,000	-	10,000	-	10,000
Gas and Oil[l]	E27SMGAS	6630	55,000	8,000	63,000	63,000	63,000
Equipment and Tools less than $500	E27SMSMT	6240	12,200	-	12,200	12,200	12,200
Safety Equipment less than $500[m]	E27SMSAF	6250	13,500	3,400	16,900	16,900	18,500
System Maintenance/Repairs			*$ 314,000*	*$ 27,500*	*$ 341,500*	*$ 307,500*	*$ 346,500*
Fees							
County Fees & Taxes	E27FECF	6350	$ 1,300	$ -	$ 1,300	$ 1,300	$ 1,300
Air Quality	E27FEAQ	6355	16,000	-	16,000	15,600	16,300
NPDES Permit	E27FENPD	6359	4,100	-	4,100	4,000	4,500
Haz-mat Disposal	E27FEHAZD	6354	5,000	-	5,000	4,000	5,000
Haz-mat Permit	E27FEHAZ	6357	9,100	-	9,100	8,100	9,100
Fees Subtotal			*$ 35,500*	*$ -*	*$ 35,500*	*$ 33,000*	*$ 36,200*
Utilities							
Communication, Telephone[12]/[n]	E27UTTEL	6760	$ 93,000	$ 5,800	$ 98,800	$ 98,800	$ 70,600
District Site Utilities	E27UTDU326,.317,.340	6740	42,600	-	42,600	41,000	43,900
Utilities Subtotal			*$ 135,600*	*$ 5,800*	*$ 141,400*	*$ 139,800*	*$ 114,500*
Information Technology							
IT Maintenance Agreements	E27ITCS	7150	$ 151,600	$ -	$ 151,600	$ 144,800	$ 169,000
Computer Hardware <$500	E27ITCH	7151	6,500	-	6,500	2,000	4,000
Information Technology Subtotal			*$ 158,100*	*$ -*	*$ 158,100*	*$ 146,800*	*$ 173,000*
Water Efficiency							
Conservation Outreach	E27COOUT	6430	$ 20,000	$ -	$ 20,000	$ 14,000	$ 20,000
Conservation Toilet Rebate Program	E27COTR	6510	6,000	-	6,000	2,300	6,000
Conservation Toilet Rebate Program (Reimb.)	E27COTRR	6515	4,000	-	4,000	1,500	4,000
Washing Machine Program	E27COWMR/R	6516	300	-	300	200	300
Conservation Irrigation Efficiency Rebate	E27COIER	6519	2,000	-	2,000	-	2,000
Conservation Materials	E27COM	6465	6,000	-	6,000	2,500	6,000
Water Efficiency Subtotal			*$ 38,300*	*$ -*	*$ 38,300*	*$ 20,500*	*$ 38,300*

	Project #	GL #	Budget 2026	C/F Funding & Transfers	Adj. 2026 Budget	Estimated 2026	Budget 2027
Training & Uniforms							
DMV/Physicals/DOT Testing	E27TUPHY	7135	$ 8,500	$ -	$ 8,500	$ 7,000	$ 8,500
Employee Recognition Program	E27TUERP	7570	11,000	-	11,000	11,000	11,000
Training and Travel Expenses	E27TUTTE	7510	20,500	-	20,500	20,500	20,500
Uniforms[0]	E27TUUNI	6270	17,800	13,800	31,600	17,800	18,600
Training Subtotal			*$ 57,800*	*$ 13,800*	*$ 71,600*	*$ 56,300*	*$ 58,600*
Board Expenses							
Election Expense	E26BEEE	7720	$ 30,500	$ -	$ 30,500	$ 30,500	$ -
Director's Fees	E27BEDF	7710	12,500	-	12,500	12,500	12,500
Miscellaneous Board Expenses	E27BEMSC	7730	2,700	-	2,700	2,700	2,800
Travel and Seminars	E27BETS	7740	10,000	-	10,000	6,200	10,000
Board Expenses Subtotal			*$ 55,700*	*$ -*	*$ 55,700*	*$ 51,900*	*$ 25,300*
Materials & services total			**$ 4,973,100**	**$ 96,538**	**$ 5,069,638**	**$ 4,775,400**	**$ 5,071,500**
Department Grand Total			**$ 9,861,000**	**$ 96,538**	**$ 9,957,538**	**$ 9,375,600**	**$ 9,990,200**

Expense Summary

General Notes

(1) Labor and Benefits: The Board approved 33 positions. [Page 26]
(2) Oncall will only include standby pay. All calls taken/worked will be budgeted under overtime. [Page 26]
(3) Pension plan includes the required portion of unfunded accrued liability for the year and actual pension expense. [Page 26]
(4) The Board approved the Deferred Compensation Matching Contribution in 2022 - FOWD cash payment is made in January of the following year. [Page 26]
(5) The District assumes 10% groundwater pumping and 90% surface water for 2027. [Page 27]
(6) The District follows manufacturer's recommended maintenance schedule for vehicles. [Page 27]
(7) The District generally incur Proposition 218 expenses from rate change process. [Page 28]
(8) GASB requires the District to record the net pension liability on its statement of net position. The District will use actuarial services to calculate the net pension liability. [Page 28]
(9) Some items in the Professional Services have been reclassed to Other Services Fees. [Page 28]
(10) Reimbursements for the damages are shown in the revenues summary under "Revenues from Reimbursements and Miscellaneous Revenue." [Page 29]
(11) Inventory purchase will be budgeted to show the cash spending and placed in inventory until charged out to a particular project. [Page 29]
(12) Changed service provider. [Page 29]

Budget Transfers/Funds carried forward from prior year(s)

[a] The Board approved to transfer $4,500 from Contingency Fund to cover Testing & Sampling on November 16, 2026. [Page 27]
[b] The Board approved to transfer $14,000 from Contingency Fund to cover the Well and Pump Repairs & Maintenance on January 26, 2026. [Page 27]
[c] The Board approved to transfer $12,500 from Contingency Fund/Reserves to cover Auto and General Liability Insurance on November 16, 2026. [Page 27]
[d] The Board approved to transfer $1,037.71 from Contingency Fund to cover Property Insurance on May 18, 2026. [Page 27]
[e] The Board approved to transfer $4,000 from Contingency Fund to cover Online Bill Pay/Payment Processing on November 16, 2026. [Page 27]
[f] The Board approved to transfer $2,000 from Contingency Fund to cover Coop. Trans. Pipeline O&M on November 16, 2026. [Page 28]
[g] The Board approved to carry forward $10,000 from 2025 to 2026 for the Urban Water Management Plan on January 26, 2026. [Page 28]
[h] The Board approved to transfer $1,400 from Contingency Fund to cover Regional Support on September 21, 2026. [Page 28]
[i] The Board approved to transfer $14,000 from Contingency Fund to cover Aggregate, Sand & Cutback on July 20, 2026. [Page 28]
[j] The Board approved to transfer $1,500 from Contingency Fund to cover General Maintenance, Supplies & Consumables on November 16, 2026. [Page 29]
[k] The Board approved to transfer $600 from Contingency Fund to cover Meter Downsizing on June 15, 2026. [Page 29]
[l] The Board approved to transfer $8,000 from Contingency Fund to cover Gas and Oil on September 21, 2026. [Page 29]
[m] The Board approved to transfer $3,400 from Contingency Fund/Reserves to cover Safety Equipment less than $500 on November 16, 2026. [Page 29].
[n] The Board approved to transfer $5,800 from Reserves to cover Communication/Telephone on November 16, 2026. [Page 29]
[o] The Board approved to carry forward $13,800 from 2025 to 2026 for the Uniforms on January 26, 2026. [Page 30]

Fair Oaks Water District
2027 Annual Budget
Debt Service

Description	Acct #	Budget 2026	C/F Funding & Transfers	Adj. 2026 Budget	Estimated 2026	Budget 2027
Debt Service						
		$ -	$ -	$ -	$ -	$ -
		-	-	-	-	-
Debt Service Principal Total		$ -	$ -	$ -	$ -	$ -
Debt Service - Interest						
		$ -	$ -	$ -	$ -	$ -
		-	-	-	-	-
		-	-	-	-	-
Debt Service Interest Total		$ -	$ -	$ -	$ -	$ -
Material and Services						
		$ -	$ -	$ -	$ -	$ -
		-	-	-	-	-
Material and Services Total		$ -	$ -	$ -	$ -	$ -
Department Grand Total		**$ -**	**$ -**	**$ -**	**$ -**	**$ -**

Fair Oaks Water District

2027 Annual Budget

Information Technology Equipment and Software

Description	Project #	Budget 2026	C/F Funding & Transfers	Adj. 2026 Budget	Estimated 2026	Budget 2027
Information Technology Equipment & Software						
IT Equipment						
Computer Hardware (Desktops/Laptops)	A27CCCE	$ 15,000	$ -	$ 15,000	$ 10,000	$ 15,000
Meter Reading Equipment	A26CCMR	12,000	-	12,000	11,200	-
IT Software/Licensing						
Telemetry/Scada	A27CCSU	350,000	-	350,000	-	350,000
Total Information Technology Equipment & Software		**$ 377,000**	**$ -**	**$ 377,000**	**$ 21,200**	**$ 365,000**

Fair Oaks Water District

2027 Annual Budget

Vehicles and Maintenance Equipment

Description	Budget 2026	C/F Funding & Transfers	Adj. 2026 Budget	Estimated 2026	Budget 2027
Trucks/Vehicles/Trailers					
Replace 078 GMC 4500 Heavy Duty Service Truck in 2026	$ 120,000	$ -	$ 120,000	$ -	$ -
Subtotal	**$ 120,000**	**$ -**	**$ 120,000**	**$ -**	**$ -**
Maintenance Equipment/Tools					
Valve Exercise Machine	$ 7,000	$ -	$ 7,000	$ 6,600	$ -
Air Spade Pneumatic Pothole Excavator	-	-	-	-	3,500
GIS Locator	-	-	-	-	3,000
Colorimeters	1,500	-	1,500	-	1,500
Meter Reading Equipment	12,000	-	12,000	-	-
Other Maintenance Equipment[a]	5,000	1,293	6,293	6,300	5,000
Subtotal	**$ 25,500**	**$ 1,293**	**$ 26,793**	**$ 12,900**	**$ 13,000**
Total Vehicles & Maintenance Equipment	**$ 145,500**	**$ 1,293**	**$ 146,793**	**$ 12,900**	**$ 13,000**

Budget Transfers/Funds carried forward from prior year(s)

[a] $1,292.95 was transferred from T-Main Replacement (C26TDT1C) to Other Maintenance Equipment (A26MEOM) to pay for the diffuser. Contractor to reimburse FOWD.

Fair Oaks Water District
2027 Annual Budget
Facilities and Office Equipment

Description	Project #	Budget 2026	C/F Funding & Transfers	Adj. 2026 Budget	Estimated 2026	Budget 2027
Building						
Admin. Office Building (10326 FOB)	A27BUNB	$ 5,000	$ -	$ 5,000	$ 5,000	$ 5,000
FOWD Field Center Service Project	A27BUMQDC	200,000	-	200,000	15,000	200,000
Total Building		**$ 205,000**	**$ -**	**$ 205,000**	**$ 20,000**	**$ 205,000**
Office Equipment						
Safety Equipment	A27OESAF	$ 3,000	$ -	$ 3,000	$ 3,000	$ 3,000
Audio Video	A27OEAV	11,000	-	11,000	11,000	13,000
Furnishings	A27OEFUR	3,000	-	3,000	3,000	3,000
Folder Inserter	A27OEFI	17,000	-	17,000	-	25,000
Office Equipment	A27OEOE	3,000	-	3,000	3,000	3,000
Total Office Equipment		**$ 37,000**	**$ -**	**$ 37,000**	**$ 20,000**	**$ 47,000**
Total Facilities and Office Equipment		**$ 242,000**	**$ -**	**$ 242,000**	**$ 40,000**	**$ 252,000**

Fair Oaks Water District
2027 Annual Budget
Meter Maintenance Program

Description	Project#	Budget 2026	C/F Funding & Transfers	Adj. 2026 Budget	Estimated 2026	Budget 2027
Meter Maintenance Program (MMP)						
New Residential Metering	M27MMMRES	$ 10,000	$ -	$ 10,000	$ -	$ 10,000
Meter Replacement[a]	M27MMMR	265,000	50,000	315,000	315,000	40,400
AMR/Registers Replacement	M27MMAMR	210,000	-	210,000	200,000	215,000
Large Meter Install	M27MMLMI	40,000	-	40,000	-	45,000
Large Meter Replacement	M27MMLMR	20,000	-	20,000	10,000	26,000
Total MMP(1)		**$ 545,000**	**$ 50,000**	**$ 595,000**	**$ 525,000**	**$ 336,400**

General Notes

(1) Includes labor and benefits.

Budget Transfers/Funds carried forward from prior year(s)

[a] The Board transfer from Contingency Fund $50,000 to cover Meter Replacement on August 17, 2026.

Fair Oaks Water District

2027 Annual Budget

Capital Improvement Program

Description	PROJECT #	Budget 2026	C/F Funding & Transfers	Adj. 2026 Budget	Estimated 2026	Budget 2027
Wells & Tank						
Miscellaneous Bowl Replacement[1]		$ -	$ -	$ -	$ -	$ -
Minor Water Supply Facilities Upgrades[1]		-	-	-	-	-
New York Well Drilling and Equipping[a]	C27WTNYWDE	2,156,000	531,617	2,687,617	1,216,300	2,634,100
Skyway Site Improvements[b]	C27WTSI	6,000	2,873	8,873	-	26,000
Northridge Well Replacement - Design[c]	C27WTNWRD	258,000	67,686	325,686	216,300	137,500
Northridge Well Replacement - Equipping[d]	C27WTNWRE	2,045,000	150,468	2,195,468	154,900	2,040,600
Heather Well Site Improvements	C27WTHWSS	-	-	-	-	10,000
Madison Well Site Improvements	C27WTMWSS	-	-	-	-	10,000
Town Well Site Improvements	C27WTTWSS	-	-	-	-	10,000
Gum Ranch (Kenneth) Tank Site	C26WTGRTS	270,000		270,000	-	-
Subtotal		**$ 4,735,000**	**$ 752,644**	**$ 5,487,644**	**$ 1,587,500**	**$ 4,868,200**
Transmission & Distribution						
Services Upgrade	C27TDSU	$ 300,000	$ -	$ 300,000	$ 300,000	$ 320,000
Hydrant Upgrades[e]	C27TDHU	125,000	12,500	137,500	137,500	175,000
Minor Main Upgrades	C27TDMU	50,000	-	50,000	50,000	50,000
ARV and Blow-off Upgrades	C27TDARV	50,000	-	50,000	50,000	50,000
New Hydrants[f]	C27TDNH	25,000	10,000	35,000	35,000	25,000
Sampling Station Upgrades[g]	C27TDSS	20,000	5,000	25,000	25,000	25,000
PRV Replacement at Lemon Street	C26TDPRVL	62,400	-	62,400	62,400	-
PRV Replacement at Winding Way	C27TDPRW	-	-	-	-	75,000
Developer's Paid Projects-Service & Main Line Installation etc.[2]	VARIOUS	121,400	-	121,400	25,000	105,000
Replace 12-inch Steel Water Main on New York Ave. Phase II[h]	C27TDNYASW2	1,403,000	44,808	1,447,808	1,447,800	-
Riverfront Lane Services Upgrade[i]	C27TDRFL	110,000	984	110,984	13,000	111,000
Sierra Street Steel Main Replacement	C27TDSSMR	-	-	-	-	209,400
T- Main Replacement Phases I & II - Construction (Blue Oak to Winding Oak)[j]	C27TDT1C	-	323,669	323,669	290,100	469,000
T- Main Replacement Phase III - Design (Winding Oak to Windsock)	C27TDT3D	55,300		55,300	34,400	24,900
County Overlay Project - Madison (Hazel to Blue Oak)	C26TDCOM	21,500	-	21,500	-	-
County Overlay Project - San Juan (Fair Oaks to Winding Way North)	C26TDCOSJFW	11,500	-	11,500	-	-
County Overlay Project - Sunrise (Sunset to Sunrise Ridge)	C26TDCOSSSR	11,500	-	11,500	-	-
County Overlay Project - Madison (Fair Oaks Blvd. to Kenneth)	C27TDCOMFK	-	-	-	-	91,300
County Overlay Project - Kewanee St. (ARV Upgrade)	C27TDCOKS	-	-	-	-	28,100
Subtotal		**$ 2,366,600**	**$ 396,961**	**$ 2,763,561**	**$ 2,470,200**	**$ 1,758,700**

Fair Oaks Water District

2027 Annual Budget

Capital Improvement Program

Description	PROJECT #	Budget 2026	C/F Funding & Transfers	Adj. 2026 Budget	Estimated 2026	Budget 2027
Total CIP[3]		**$ 7,101,600**	**$ 1,149,605**	**$ 8,251,205**	**$ 4,057,700**	**$ 6,626,900**

General Notes

[1] To be funded from contingency fund.

[2] Developers paid projects are budgeted with fees expected to be collected in revenues. All developers paid fees for incomplete projects will be carried forward to the next year. Starting in 2025, developer projects for services and main installation will be combined into one budget line item.

[3] Includes labor and benefits.

Budget Transfers/Funds carried forward from prior year(s)

[a] The Board approved to carry forward $98,117.32 from 2025 to 2026 for the New York Well Drilling & Equipping on January 26, 2026.
The Board transfer from Reserves $367,000 to cover the New York Well Drilling & Equipping on March 16, 2026.
The Board transfer from Contingency Fund $66,500 to cover the New York Well Drilling & Equipping on June 15, 2026.

[b] The Board approved to carry forward $2,872.98 from 2025 to 2026 for the Skyway Site Improvements on January 26, 2026.

[c] The Board approved to carry forward $67,685.84 from 2025 to 2026 for the Northridge Well Replacement - Design on January 26, 2026.

[d] The Board approved to carry forward $150,468.44 from 2025 to 2026 for the Northridge Well Replacement - Equipping on January 26, 2026.

[e] The Board transfer from Contingency Fund $12,500 to cover Hydrant Upgrades on June 15, 2026.

[f] The Board transfer from Contingency Fund $10,000 to cover New Hydrants on July 20, 2026.

[g] The Board transfer from Contingency Fund $5,000 to cover Sampling Station Upgrades on July 20, 2026.

[h] The Board approved to carry forward $44,808.39 from 2025 to 2026 for the New York Avenue Main Replacement on January 26, 2026.

[i] The Board approved to carry forward $984.48 from 2025 to 2026 for the Riverfront Lane Services Upgrade on January 26, 2026.

[j] The Board approved to carry forward $324,962.21 from 2025 to 2026 for the T-Main Replacement Phases I & II on January 26, 2026.
$1,292.95 was transferred from T-Main Replacement (C26TDT1C) to Other Maintenance Equipment (A26MEOM) to pay for the diffuser. Contractor to reimburse FOWD.

Fair Oaks Water District

2027 Annual Budget

Fair Oaks 40-Inch Pipeline Paid to SJWD

Description	Project #	Budget 2026	C/F Funding & Transfers	Adj. 2026 Budget	Estimated 2026	Budget 2027
Fair Oaks 40-Inch Pipeline	C20TDFO40	$ -	$ -	$ -	$ -	$ -
Total		**$ -**	**$ -**	**$ -**	**$ -**	**$ -**

Fair Oaks Water District

2027 Annual Budget

County Overlay Projects (Non-Operating Expenses)

Description	PROJECT #	Budget 2026	C/F Funding & Transfers	Adj. 2026 Budget	Estimated 2026	Budget 2027
Non-Operating Expenses						
County Overlay Project - Madison (Fair Oaks to San Juan)	N26NOCOMFS	$ 73,300	$ -	$ 73,300	$ 63,400	$ -
County Overlay Project - Sunrise (Winding Way to Sunset)	N26NOCOSWS	17,800	-	17,800	17,800	-
County Overlay Project - Madison (Kenneth to Hazel)	N27NOCOMKH	66,300	-	66,300	-	66,300
County Overlay Project - Madison (Hazel to Blue Oak)	N26NOCOM	67,000	-	67,000	61,600	-
County Overlay Project - San Juan (Fair Oaks to Winding Way North)	N27NOCOSJFW	95,000	-	95,000	-	48,300
County Overlay Project - Sunrise (Sunset to Sunrise Ridge)	N27NOCOSSSR	25,000	-	25,000	1,600	28,300
County Overlay Project - Kewanee St.	N27NOCOKS	-	-	-	-	101,800
County Overlay Project - Sunrise (Sunrise Ridge to Madison)	N27NOCOSSRM	-	-	-	-	38,300
County Overlay Project - Madison (Fair Oaks to Kenneth)	N27OCOMFK	-	-	-	-	104,800
Total Non-Operating Expenses[1]		**$ 344,400**	**$ -**	**$ 344,400**	**$ 144,400**	**$ 387,800**

General Notes

[1] Includes labor and benefits.

Fair Oaks Water District
2027 Annual Budget
Reserves and Designations

2026 Estimated	2026 Revenues	Emergency Designation [1]	Connection Fee [2]	Total
Beginning Cash Reserve and Designation Balance		**$ 8,429,761**	**$ -**	**$ 8,429,761**
Add: Revenues Collected				
Water Sales	$ 11,180,600			
Interest Income	339,500			
Revenues from Reimbursement	1,500			
Change of Ownership Fees	34,200			
Delinquencies & Late Fees	150,000			
Fire Service Fees	72,600			
Developer Paid Fees for Service	22,000			
Connection Fees	16,200			
Meter Downsize	500			
Meter Application Fees	1,700			
Gain/Loss on Disposal of Assets	30,400			
Grants	2,312,700			
Miscellaneous Revenue	15,000			
	14,176,900			
2026 Allocation	(14,176,900)	14,160,700	16,200	14,176,900
Subtotal Cash Reserves and Designations		***$ 22,590,461***	***$ 16,200***	***$ 22,606,661***
Expenses and Payments				
Operating Expenses		9,375,600	-	9,375,600
Information Technology Equipment and Software		21,200	-	21,200
Vehicles & Maintenance Equipment		12,900	-	12,900
Facility & Office Equipment		40,000	-	40,000
Meter Maintenance Program		525,000	-	525,000
Capital Improvement Program		4,041,500	16,200	4,057,700
County Overlay Projects (Non-Operating Expenses)		144,400	-	144,400
Total Expenses and Infrastructure		***$ 14,160,600***	***$ 16,200***	***$ 14,176,800***
Contingency		-	-	-
Ending Cash Reserve and Designation Balance		**$ 8,429,900**	**$ -**	**$ 8,429,900**
Policy (5050) Requirement [3]		**3,125,200**	**N/A**	**$ 3,125,200**
Difference between Ending Cash Reserve & Policy Requirement		169.7%		169.7%

1) Emergency Designation target balance is four months of operating costs.
2) Connection fee reserve for capacity related project.
3) Used 2026 estimated operating expenses for Emergency Designation fund requirement.

Fair Oaks Water District
2027 Annual Budget
Reserves and Designations

2027 Projected	2027 Revenues	Emergency Designation [1]	Connection Fee [2]	Total
Beginning Cash Reserve and Designation Balance		**$ 8,429,900**	**$ -**	**$ 8,429,900**
Add: Revenues Collected				
Water Sales	$ 11,157,100			
Interest Income	122,200			
Revenues from Reimbursement	4,000			
Change of Ownership Fees	30,000			
Delinquencies & Late Fees	150,000			
Fire Service Fees	72,600			
Developer Paid Fees for Service	25,000			
Connection Fees	16,200			
Meter Downsize	500			
Meter Application Fees	1,700			
Grants	414,000			
Miscellaneous Revenue	20,000			
	12,013,300			
2027 Allocation	(12,013,300)	11,997,100	16,200	12,013,300
Subtotal Cash Reserves and Designations		***$ 20,427,000***	***$ 16,200***	***$ 20,443,200***
Expenses and Payments				
Operating Expenses		9,990,200	-	9,990,200
Information Technology Equipment and Software		365,000	-	365,000
Vehicles & Maintenance Equipment		13,000	-	13,000
Facility & Office Equipment		252,000	-	252,000
Meter Maintenance Program		336,400	-	336,400
Capital Improvement Program		6,610,700	16,200	6,626,900
County Overlay Projects (Non-Operating Expenses)		387,800	-	387,800
Total Expenses and Infrastructure		***$ 17,955,100***	***$ 16,200***	***$ 17,971,300***
Contingency		200,000	-	200,000
Ending Cash Reserve and Designation Balance		**$ 2,271,900**	**$ -**	**$ 2,271,900**
Policy (5050) Requirement [3]		**3,330,100**	**N/A**	**$ 3,330,100**
Difference between Ending Cash Reserve & Policy Requirement		-31.8%		-31.8%

1) Emergency Designation target balance is four months of operating costs.
2) Connection fee reserve for capacity related project.
3) Used 2027 projected operating expenses for Emergency Designation fund requirement.

Fair Oaks Water District

Metered Service Charges and Commodity Rates [1]

Bi-Monthly Fixed Service Charges			
Meter Size (Inch)	5% Adopted 2025	0% Adopted 2026	0% Adopted 2027
1	$ 90.98	$ 90.98	$ 90.98
1.5	166.74	166.74	166.74
2	257.54	257.54	257.54
3	499.72	499.72	499.72
4	772.31	772.31	772.31
6	1,528.68	1,528.68	1,528.68
8	2,438.47	2,438.47	2,438.47
10	3,799.76	3,799.76	3,799.76

	2025	2026	2027
Commodity Rate per CCF[2]	**$ 0.64**	**$ 0.64**	**$ 0.64**

Shared Metered Services:

User Category	2025	2026	2027
Shared meter service(s) - multiple parcel community residential domestic[3]	$90.98 per parcel + consumption[4]	$90.98 per parcel + consumption[4]	$90.98 per parcel + consumption[4]
Shared meter service(s) - multiple parcel offices commercial domestic	Meter service rate[5]	Meter service rate[5]	Meter service rate[5]

(1) Customers outside the District's service area will pay an additional 50% of the above water rates or as otherwise determined by Fair Oaks Water District.
(2) One CCF stands for 100 cubic feet. 100 cubic feet is equal to 748 gallons. The commodity rate is invoiced based upon CCFs used.
(3) Requires separation of common area and irrigation water systems with each irrigation water service billed based on meter size plus consumption.
(4) Consumption measured by a master meter with one responsible party in billing for the master meter.
(5) Each connection will be billed a fixed service charge based on meter size plus consumption with one responsible party in billing for the account.

Fair Oaks Water District

Schedule of Fees and Charges

2027

Activity	2026	2027
New Business		
Connection Fees:		
1-inch service	$ 8,108	$ 8,108
1.5-inch service	$ 18,244	$ 18,244
2-inch service	$ 32,433	$ 32,433
3-inch service	$ 54,731	$ 54,731
4-inch service	$ 97,299	$ 97,299
6-inch service	$ 218,922	$ 218,922
8-inch service	$ 389,195	$ 389,195
10-inch service	$ 608,117	$ 608,117
Service Installation Fees:		
1-inch service	T&M	T&M
1.5-inch service	T&M	T&M
2-inch service	T&M	T&M
Hydrant Flow Testing Fees:		
Pressure testing (field test)	$ 110	$ 110
Fire flow test	$ 425	$ 425
Fire flow letter	$ 100	$ 100
Backflow Device Testing Fee:		
Test and tag	$ 125	$ 125
Inspection Fee:		
Inspection per hour (2 hour minimum)	$ 100	$ 100
Inspection per hour (2 hour minimum) (after normal working hours)	$ 150	$ 150
Shutdown Fee:		
Shutdown Fee	$ 382	$ 382
Development Fees:		
Application for water service fee	$ 100	$ 100
Plan checking (minimum)	$ 1,000	$ 1,000
Plan checking-additional (per hour)	$ 110	$ 110
Construction Fee:		
Construction Fee	T&M	T&M
Water for Construction Purposes:		
Construction meter deposit (with certified backflow device)	$ 4,000	$ 4,000
Construction meter minimum charge	$ 275	$ 275
Construction meter daily charge	$ 5	$ 5
Cost of construction water (per CCF)	$ 1.66	$ 1.66
Bacteriological sampling (includes lab cost)	$ 170	$ 170
Additional testing (same location and time)	$ 55	$ 55

Fair Oaks Water District

Schedule of Fees and Charges (Continued)

2027

Activity	2026	2027
Other Fees		
Payment Processing Fee:		
Return payment fee (1st insufficient funds)	$ 25	$ 25
Return payment fee (subsequent insufficient funds)	$ 35	$ 35
Card Convenience Fees:		
Card convenience fees	Up to 3%	Up to 3%
Meter Service Fees:		
Meter re-read fee	$ 35	$ 35
Meter test fee	$ 50	$ 50
Meter lock replacement	$ 130	$ 130
Meter box cleaning fee	$ 180	$ 180
Meter box replacement	T&M	T&M
Reduce service size (1.5-inch to 1-inch)	$ 250	$ 250
Reduce service size (2-inch to 1-inch)	$ 250	$ 250
Reduce service size (2-inch to 1.5-inch)	$ 300	$ 300
Denial of access fee	$ 200	$ 200
Utility Access Clearance Fee:		
Utility Access Clearance Fee	$ -	$ 395
Tampering Fees:		
Unauthorized hydrant use or tampering	$1,200 plus T&M	$1,200 plus T&M
Meter & Service tampering (minimum charge plus Time and Materials)	$500 plus T&M	$500 plus T&M
Late Penalty Fee:		
Late penalty fee - assessed after the payment due date	10%	10%
Lien Processing Fee:		
Lien processing fee	$ 250	$ 250
Change of Ownership Processing Fee:		
Change of ownership processing fee	$ 75	$ 100
Disconnect Service Fees:		
Final notice service fee	$ 25	$ 25
Disconnect service fee	$ 70	$ 70
Disconnect service fee (after normal working hours/non-emergency)	$ 101	$ 101
Reconnect service fee (after normal working hours)	$ 101	$ 101
Deposit	$ 125	$ 125
Copying Charges		
Copying Fee (8-1/2" x 11" black and white) per page	$ 0.30	$ 0.30
Copying Fee (8-1/2" x 17" black and white) per page	$ 0.50	$ 0.50

Fair Oaks Water District

Schedule of Service Rates for Dedicated Fire Service Connections

2027

Bi-Monthly Service Charges			
Service Size	5% Adopted 2025	0% Adopted 2026	0% Adopted 2027
2-inch service	$ 20.97	$ 20.97	$ 20.97
3-inch service	$ 41.93	$ 41.93	$ 41.93
4-inch service	$ 62.90	$ 62.90	$ 62.90
6-inch service	$ 125.78	$ 125.78	$ 125.78
8-inch service	$ 202.65	$ 202.65	$ 202.65
10-inch service	$ 314.45	$ 314.45	$ 314.45

APPENDIX A – GLOSSARY OF TERMS

Assets – Assets can include cash, investments, inventory, property, pipelines, long-term agreements, or accounts receivables.

Budget – The primary purpose of the Budget is to provide the Board and public with an estimate of the total available resources of the District, to set spending and program priorities, and to account for and allocate cash flows. A budget is viewed as a planning tool that can and often does change over the fiscal cycle.

Budget Committee – A Committee appointed by the Board president to develop and review the budget and proposed rates prior to presenting to the full Board.

Capacity Costs – A component of the metered rate, which includes fixed water costs, which vary in relation to the capacity of the water system. The sizing of the water system is based on the potential demand each customer could place on the water system. Capacity costs are allocated to customers based on the size (hydraulic capacity) of the water meter (or service connection). A customer with a larger water meter will bear a larger allocation of fixed capacity-related costs than one with a smaller water meter. Capacity costs include debt service, maintenance costs, capital outlay, meters, public fire hydrants, etc. and are included as a component of the fixed metered service charge.

Capital Program – Equipment replacement, meter installations, well improvements, pipeline improvements and service line upgrades are components of the capital program.

CCF – One CCF stands for one hundred cubic feet. One hundred cubic feet equals 748 gallons. Metered water use is measured in cubic or one hundred cubic feet.

Commodity Costs – Variable costs of water delivery that vary with the amount of actual water use. Water purchase, pumping, treatment, and conservation costs are some examples of commodity costs.

Connection Fees – Represent the cost to 'buy into' the FOWD water system and are restricted for capacity enhancement projects by AB1600.

CPI – Consumer Price Index is a general measure of inflation of consumer products, but does not account for inflation in several building related products regularly used by the District.

COP – Certificates of Participation proceeds from the sale of debt. Repayment of principal and interest is scheduled annually, usually over 20 years.

Customer Costs – Fixed costs of water delivery that tend to vary as a function of the number of customers being serviced. Examples of customer service costs include meter reading, billing, and customer service.

Debt Service – Payments of principal and interest on indebtedness incurred to finance the construction of a capital project.

Designated Funds – A separate set of accounts used to record receipts and use of money designated or restricted by the Board for specific purposes. The District's finances are distributed into separate funds required by state or federal government, or by prudent finance practices. Designated fund types include the following:

- *Certificate of Participation (C.O.P.) Reserve* is funds received from COP proceeds earmarked for a specific purpose. Financing agreements typically restricts these funds.

- *C.O.P. Retirement Reserve* funds are used to repay the principal and interest on indebtedness, as well as any fees associated with debt issuance.

- *Connection Fee Reserve* funds are connection and related fees segregated according to AB1600. These funds can be used for expanding water system capacity.

- *Emergency Designation* funds are set funds designated by the Board to be used for emergencies as defined by the Board.

Expense – A term used to describe the operating costs of the District.

Expenditure – A term used to describe any type of authorized District costs, either operational or capital in nature.

Fiscal Year – The 12 month accounting period used by some governmental agencies, usually from July 1, through the following June 30. The District accounting period is from January 1 through December 31, and coincides with the calendar year.

Fixed Assets – The assets of the District representing pipeline, wells, tanks, meters, equipment, furniture, and property.

Fixed Service Charge – A component of metered rates that includes customer costs and capacity costs. These charges vary based upon the meter size since meter size affects capacity costs.

Fund Balance – The excess of the total assets of a fund over its total liabilities. The fund balance does not equal designated cash reserves.

Indebtedness – Amount of principal due on outstanding COPS, loans, accounts payable and accrued liabilities.

Interest Income – Income earned on the investment of available cash balances.

Liabilities – Amount of funds obligated by the District, such as accounts payable, deferred revenues, debt service payments or amounts due other funds.

Operational Costs – Costs for labor, contractual services, repairs and maintenance, electricity, water purchases, internal services, supplies and other expenses. These expenses are generally predictable and consistent with the service demands of the District.

Other Income – Includes property sales and income from developments that are not assignable to distinct activities or funds.

Projects – Long-term investments in public facilities and infrastructure; also known as capital improvements. Amounts spent may widely vary from year to year.

Regional Water Authority (RWA) – The District is a signatory to the Regional Water Authority's Joint Powers Agreement, formally known as Sacramento Metropolitan Water Authority. The mission of the RWA is to serve and represent the regional water supply interest, and to assist the members of the RWA in protecting and enhancing the reliability, availability, affordability and quality of water resources. The goals of the RWA are to assist in voluntary consolidation of services provided by existing industry associations; develop and provide subscription-based support services; and coordinate and implement regional water master planning, grant-funding acquisition, and related planning efforts.

Revenue – Money received from fees for water service, licenses, permits, interest, bonds, taxes, or from other governments by the District during the fiscal year.

San Juan Family of Water Agencies – The District belongs to the San Juan Family of Water Agencies. The San Juan Family of Water Agencies includes Fair Oaks Water District (FOWD), Citrus Heights Water District (CHWD), Orange Vale Water Company (OVWC) and San Juan Water District (SJWD).

Total Budget – Beginning reserves, plus total revenues, less total expenditures (including projects), equals ending available reserve balances.



10326 Fair Oaks Boulevard
Fair Oaks, CA 95628
Tel: (916) 967-5723
Fax: (916) 844-3539
www.fowd.com